




escha.net


ESCHA




IP67



8x AND /OR
2x5 AND
2x2 OR



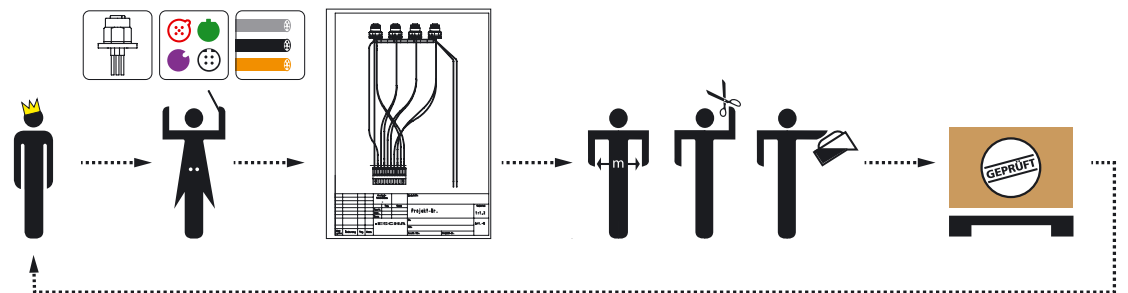
100 MBit/s





Imagine the possibilities

In lots of applications, standard connectivity does not lead to the desired results. Thus, we manufacture industry-related special solutions and customer-individual products. ESCHA offers one-stop-service: From the first idea through construction, tool design and test equipment up to the final serial-production.



e d i t o r i a l

This issue of »ESCHA cmpct« is already the third generation of our cross-media catalog concept. To fulfill your requirements even better, we have again extended our standard product portfolio in the right places.

As of now, we are offering a comprehensive product range of M8x1 logic I/O-junctions. These are extremely compact devices; placing intelligence close to sensors transmitting preprocessed signals to a central control unit. We have developed space-saving RJ45-patch-cords with right-angled grip-bodies for tight switch cabinets, which allow a fast and secure data transmission according to Cat5e. Snapped off- or broken cables have thus become a thing of the past.

In addition, discover the numerous possibilities of our eCatalog. Visit escha.net, download the catalog, and be directly redirected to the detail information of your desired item by clicking on the item number. Besides this, we provide our catalog data in a fast and simple way by offering the widespread BMEcat format. ESCHA data is available in the eCl@ss and ETIM standardized classification system.

Do not hesitate to contact us in case the requested product for your application is not included in this catalog. When it comes to customer-specific modifications or even individual developments, ESCHA is just the right partner for you!

As always, we are looking forward to your feedback.
Your ESCHA catalog team

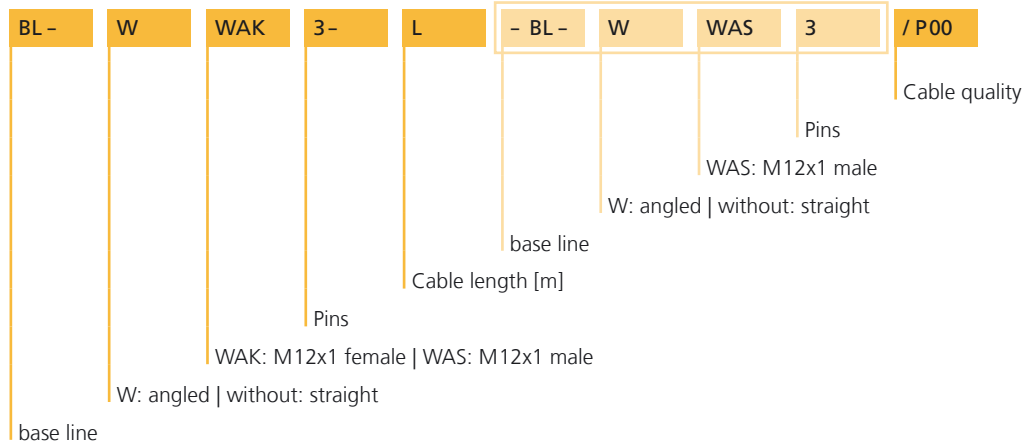
cmpct@escha.net



BL	base line	04
AL	Automation Line	10
FB	Food & Beverage	40
HT	High temperature-proof	46
	Panel connectors Receptacles	50
	Field-wireable connectors	62
IE	Industrial Ethernet	68
	RJ45 patch cords	82
PB	Profibus	88
CD	CANopen/DeviceNet	94
P	M12x1 POWER	98
	2-way splitters	106
	2-way splitters with cable outlet	114
IO	I/O-junctions passive	122
IO	I/O-junctions Logic	126
	M23x1	130
V	Valve connectors	134
	Accessories	142
	Cable qualities	152
	100m cable	154
	Technical Information	158
	Pinout	164

Nomenclature of patched connectors

Double-ended cordset



Cable	Short description
P00 PVC	Flexible PVC/PVC sensor-/actuator control-cable for medium mechanical stresses. Conditioned oil- and chemical resistant.
P01 PVC	Flexible PVC/PVC sensor-/actuator control-cable for medium mechanical stresses. Conditioned oil- and chemical resistant, UL-style.
S370 PUR	Flexible PUR/PP sensor-/actuator control-cable for high mechanical stresses. Halogen-free, flame retardant, medium torsion- and drag-chain capability, oil- and chemical resistant, UL-style.
S370GY PUR	Flexible PUR/PP sensor-/actuator control-cable for high mechanical stresses. Halogen-free, flame retardant, medium torsion- and drag-chain capability, oil- and chemical resistant, UL-style.
S400 PUR	Flexible PUR/PP sensor-/actuator control-cable for high mechanical stresses. Halogen-free, flame retardant, medium torsion- and drag-chain capability, oil- and chemical resistant, UL-style. Manual cable stripping up to 1.5 meters.





Nearly actual size



base line

Technical data	M12x1
Insulation resistance	$\geq 10^8 \Omega$
Resistance	$\leq 5 m\Omega$
Ambient temperature product	-30°C...+90°C
Contact material	Metal, CuSn, gold-plated
Contact-carrier material	Plastic, TPU, BK
Grip body material	Plastic, TPU, BK
Coupling nut material	Metal, CuZn, nickel-plated
Sealing (female) material	FPM/FKM
Standards	IEC 61076-2-101
Degree of protection (mounted)	IP65, IP67, IP68
Mechanical life-cycle	>100 mating cycles
Degree of pollution	3




M12x1-connectors for everybody who buys 'standard' – no more, no less. base line connectors stand for: design to cost, focus on essential product variants and optimized production processes. They are available as 3-, 4-, and 5-pin version as well as with different cable qualities (PVC or PUR). Due to UL-approved materials and cable qualities they can be used on the North American market. IP65, IP67 and IP68 requirements are fulfilled.

	Body				Cable			Item description	L = cable length*		
	Pins	U[max]	I[max]	Special	Material	Color	UL		2m / 1m	5m / 2m	10m / 5m
	3	250V	4A		PUR	BK	•	BL-WAK3-L/S370	8047935	8047871	8048461
					PUR	BK	•	BL-WAK3-L/S400	8075580	8075581	8075582
					PUR	GY	•	BL-WAK3-L/S370GY	8058625	8058626	8058627
					PVC	GY		BL-WAK3-L/P00	8048554	8047903	8048483
					PVC	GY	•	BL-WAK3-L/P01	8050937	8050938	8050939
	4	250V	4A		PUR	BK	•	BL-WAK4-L/S370	8048462	8047872	8048463
					PUR	BK	•	BL-WAK4-L/S400	8075592	8075593	8075594
					PUR	GY	•	BL-WAK4-L/S370GY	8058718	8058719	8058720
					PVC	GY		BL-WAK4-L/P00	8048555	8047904	8048484
					PVC	GY	•	BL-WAK4-L/P01	8050941	8050940	8050942
5	60V	4A		PUR	BK	•	BL-WAK4.5-L/S370	8048467	8047874	8048468	
				PUR	BK	•	BL-WAK4.5-L/S400	8075604	8075605	8075606	
				PVC	GY		BL-WAK4.5-L/P00	8048742	8047906	8048743	
				PVC	GY	•	BL-WAK4.5-L/P01	8050946	8050947	8050948	
	3	250V	4A		PUR	BK	•	BL-WWAK3-L/S370	8050702	8047876	8050703
					PUR	BK	•	BL-WWAK3-L/S400	8075586	8075587	8075588
					PUR	GY	•	BL-WWAK3-L/S370GY	8058739	8058740	8058741
					PVC	GY		BL-WWAK3-L/P00	8050793	8047908	8050794
					PVC	GY	•	BL-WWAK3-L/P01	8050952	8050953	8050954
	4	250V	4A		PUR	BK	•	BL-WWAK4-L/S370	8050704	8047877	8050537
					PUR	BK	•	BL-WWAK4-L/S400	8075598	8075599	8075600
					PUR	GY	•	BL-WWAK4-L/S370GY	8058742	8058743	8058744
					PVC	GY		BL-WWAK4-L/P00	8050298	8047909	8050536
					PVC	GY	•	BL-WWAK4-L/P01	8050955	8050956	8050957
5	60V	4A		PUR	BK	•	BL-WWAK4.5-L/S370	8050709	8047879	8050710	
				PUR	BK	•	BL-WWAK4.5-L/S400	8075610	8075611	8075612	
				PVC	GY		BL-WWAK4.5-L/P00	8050799	8047911	8050803	
				PVC	GY	•	BL-WWAK4.5-L/P01	8050961	8050962	8050963	


* Standard cable-lengths for single-ended cordset: 2m, 5m, or 10m. For double-ended cordset: 1m, 2m, or 5m. Wire length for receptacles: 0.5m (0.2m for POWER). Other cable- and wire lengths are available upon request.

	Body				Cable			Item description	L = cable length*		
	Pins	U[max]	I[max]	Special	Material	Color	UL		2m / 1m	5m / 2m	10m / 5m
 Single-ended cordset male, M12x1, straight	3	250V	4A		PUR	BK	•	BL-WAS3-L/S370	8048464	8047881	8048465
			4A		PUR	BK	•	BL-WAS3-L/S400	8075583	8075584	8075585
			4A		PUR	GY	•	BL-WAS3-L/S370GY	8058745	8058785	8058786
			4A		PVC	GY		BL-WAS3-L/P00	8050815	8047913	8050818
			4A		PVC	GY	•	BL-WAS3-L/P01	8050931	8050932	8050933
	4	250V	4A		PUR	BK	•	BL-WAS4-L/S370	8048173	8047882	8048466
			4A		PUR	BK	•	BL-WAS4-L/S400	8075595	8075596	8075597
			4A		PUR	GY	•	BL-WAS4-L/S370GY	8058748	8058749	8058750
			4A		PVC	GY		BL-WAS4-L/P00	8050821	8047914	8050823
			4A		PVC	GY	•	BL-WAS4-L/P01	8050934	8050935	8050936
	5	60V	4A		PUR	BK	•	BL-WAS4.5-L/S370	8048469	8047884	8048470
			4A		PUR	BK	•	BL-WAS4.5-L/S400	8075607	8075608	8075609
			4A		PVC	GY		BL-WAS4.5-L/P00	8050311	8047916	8050831
			4A		PVC	GY	•	BL-WAS4.5-L/P01	8050970	8050971	8050972
	 Single-ended cordset male, M12x1, angled	3	250V	4A		PUR	BK	•	BL-WWAS3-L/S370	8050717	8047886
4A					PUR	BK	•	BL-WWAS3-L/S400	8075589	8075590	8075591
4A					PUR	GY	•	BL-WWAS3-L/S370GY	8058751	8058752	8058753
4A					PVC	GY		BL-WWAS3-L/P00	8050837	8047918	8050839
4A					PVC	GY	•	BL-WWAS3-L/P01	8050976	8050977	8050978
4		250V	4A		PUR	BK	•	BL-WWAS4-L/S370	8050719	8047887	8050720
			4A		PUR	BK	•	BL-WWAS4-L/S400	8075601	8075602	8075603
			4A		PUR	GY	•	BL-WWAS4-L/S370GY	8058754	8058755	8058756
			4A		PVC	GY		BL-WWAS4-L/P00	8050297	8047919	8050840
			4A		PVC	GY	•	BL-WWAS4-L/P01	8050979	8050980	8050981
5		60V	4A		PUR	BK	•	BL-WWAS4.5-L/S370	8050723	8047889	8050724
			4A		PUR	BK	•	BL-WWAS4.5-L/S400	8075613	8075614	8075615
			4A		PVC	GY		BL-WWAS4.5-L/P00	8050864	8047921	8050867
			4A		PVC	GY	•	BL-WWAS4.5-L/P01	8050985	8050986	8050987

* Standard cable-lengths for single-ended cordset: 2m, 5m, or 10m. For double-ended cordset: 1m, 2m, or 5m. Wire length for receptacles: 0.5m (0.2m for POWER). Other cable- and wire lengths are available upon request.

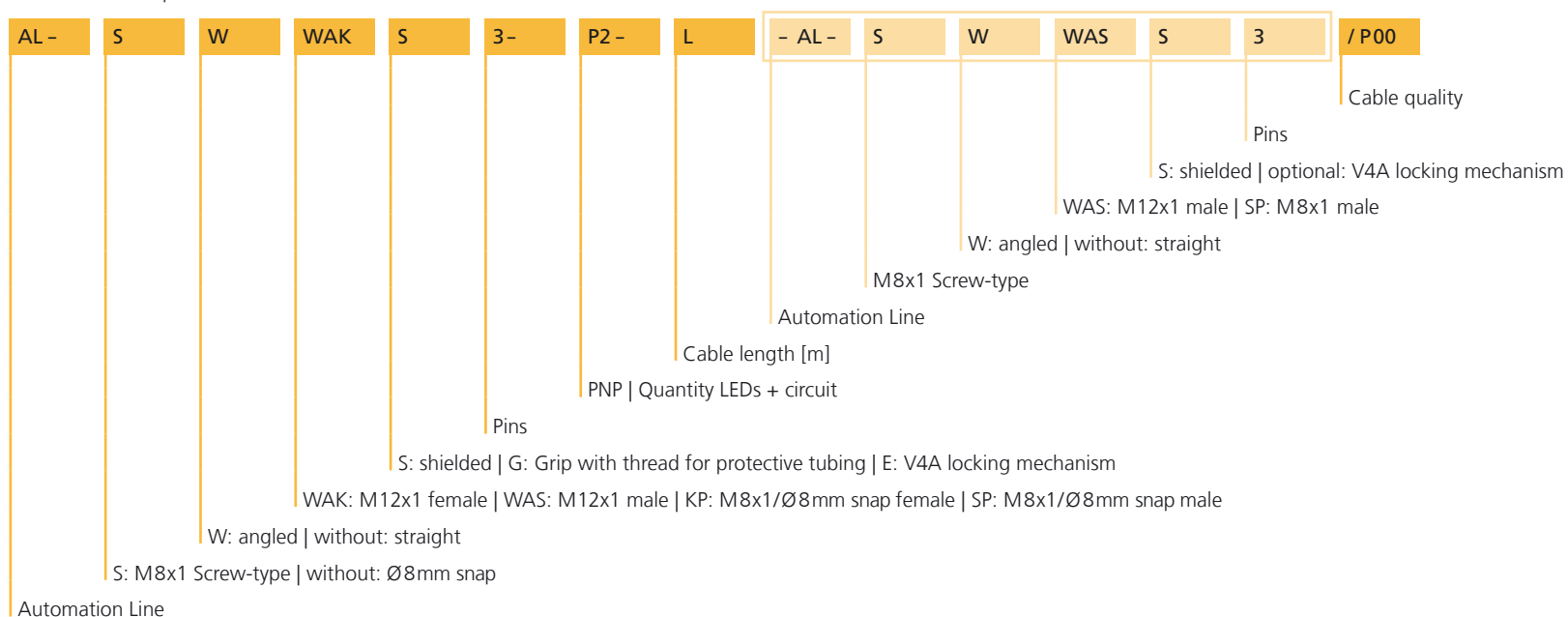
	Body				Cable			Item description	L = cable length*			
	Pins	U[max]	I[max]	Special	Material	Color	UL		2m / 1m	5m / 2m	10m / 5m	
 Double-ended cordset female, M12x1, straight	3	250V	4A		PUR	BK	•	BL-WAK3-L-BL-WAS3/S370	8052002	8047937	8047798	
			4A		PUR	GY	•	BL-WAK3-L-BL-WAS3/S370GY	8058721	8058722	8058723	
			4A		PVC	GY			BL-WAK3-L-BL-WAS3/P00	8052016	8050870	8047923
			4A		PVC	GY	•		BL-WAK3-L-BL-WAS3/P01	8052030	8050992	8050993
	4	250V	4A		PUR	BK	•	BL-WAK4-L-BL-WAS4/S370	8052003	8050728	8047892	
			4A		PUR	GY	•	BL-WAK4-L-BL-WAS4/S370GY	8058757	8058758	8058759	
			4A		PVC	GY			BL-WAK4-L-BL-WAS4/P00	8052017	8050871	8047924
			4A		PVC	GY	•		BL-WAK4-L-BL-WAS4/P01	8052031	8050995	8050996
	5	60V	4A		PUR	BK	•	BL-WAK4.5-L-BL-WAS4.5/S370	8052005	8050136	8047893	
			4A		PVC	GY			BL-WAK4.5-L-BL-WAS4.5/P00	8052018	8048906	8047925
			4A		PVC	GY	•		BL-WAK4.5-L-BL-WAS4.5/P01	8052033	8050998	8050999
	 Double-ended cordset female, M12x1, straight male, M12x1, angled	3	250V	4A		PUR	BK	•	BL-WAK3-L-BL-WWAS3/S370	8052009	8050736	8047897
4A					PUR	GY	•	BL-WAK3-L-BL-WWAS3/S370GY	8058760	8058761	8058762	
4A					PVC	GY			BL-WAK3-L-BL-WWAS3/P00	8052022	8050892	8047929
4A					PVC	GY	•		BL-WAK3-L-BL-WWAS3/P01	8052038	8051010	8051011
4		250V	4A		PUR	BK	•	BL-WAK4-L-BL-WWAS4/S370	8052010	8050738	8047898	
			4A		PUR	GY	•	BL-WAK4-L-BL-WWAS4/S370GY	8058763	8058764	8058765	
			4A		PVC	GY			BL-WAK4-L-BL-WWAS4/P00	8052023	8050894	8047930
			4A		PVC	GY	•		BL-WAK4-L-BL-WWAS4/P01	8052039	8051013	8051014
5		60V	4A		PUR	BK	•	BL-WAK4.5-L-BL-WWAS4.5/S370	8052011	8050740	8047899	
			4A		PVC	GY			BL-WAK4.5-L-BL-WWAS4.5/P00	8052024	8050896	8047931
			4A		PVC	GY	•		BL-WAK4.5-L-BL-WWAS4.5/P01	8052040	8051016	8051017
 Double-ended cordset female, M12x1, angled male, M12x1, straight		3	250V	4A		PUR	BK	•	BL-WWAK3-L-BL-WAS3/S370	8052012	8050742	8047900
	4A				PUR	GY	•	BL-WWAK3-L-BL-WAS3/S370GY	8058766	8058813	8058814	
	4A				PVC	GY			BL-WWAK3-L-BL-WAS3/P00	8052025	8047957	8047932
	4A				PVC	GY	•		BL-WWAK3-L-BL-WAS3/P01	8052041	8051019	8051020
	4	250V	4A		PUR	BK	•	BL-WWAK4-L-BL-WAS4/S370	8052013	8050744	8047901	
			4A		PUR	GY	•	BL-WWAK4-L-BL-WAS4/S370GY	8058767	8058768	8058769	
			4A		PVC	GY			BL-WWAK4-L-BL-WAS4/P00	8052026	8050903	8047933
			4A		PVC	GY	•		BL-WWAK4-L-BL-WAS4/P01	8052042	8051022	8051023
	5	60V	4A		PUR	BK	•	BL-WWAK4.5-L-BL-WAS4.5/S370	8052014	8050746	8047902	
			4A		PVC	GY			BL-WWAK4.5-L-BL-WAS4.5/P00	8052029	8050911	8047934
			4A		PVC	GY	•		BL-WWAK4.5-L-BL-WAS4.5/P01	8052043	8051025	8051026

* Standard cable-lengths for single-ended cordset: 2m, 5m, or 10m. For double-ended cordset: 1m, 2m, or 5m. Wire length for receptacles: 0.5m (0.2m for POWER). Other cable- and wire lengths are available upon request.

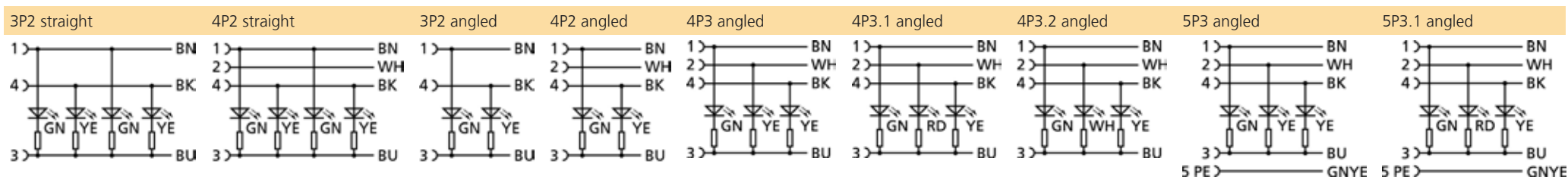
	Body				Cable			Item description	L = cable length*		
	Pins	U[max]	I[max]	Special	Material	Color	UL		2m / 1m	5m / 2m	10m / 5m
 <p>Double-ended cordset female, M12x1, angled male, M12x1, angled</p>	3	250V	4A		PUR	BK	•	BL-WWAK3-L-BL-WWAS3/S370	8052006	8050730	8047894
			4A		PUR	GY	•	BL-WWAK3-L-BL-WWAS3/S370GY	8058770	8058771	8058772
			4A		PVC	GY		BL-WWAK3-L-BL-WWAS3/P00	8052019	8050886	8047926
			4A		PVC	GY	•	BL-WWAK3-L-BL-WWAS3/P01	8052034	8051001	8051002
	4	250V	4A		PUR	BK	•	BL-WWAK4-L-BL-WWAS4/S370	8052007	8050732	8047895
			4A		PUR	GY	•	BL-WWAK4-L-BL-WWAS4/S370GY	8058773	8058774	8058775
			4A		PVC	GY		BL-WWAK4-L-BL-WWAS4/P00	8052020	8050888	8047927
			4A		PVC	GY	•	BL-WWAK4-L-BL-WWAS4/P01	8052035	8051004	8051005
	5	60V	4A		PUR	BK	•	BL-WWAK4.5-L-BL-WWAS4.5/S370	8052008	8050734	8047896
			4A		PVC	GY		BL-WWAK4.5-L-BL-WWAS4.5/P00	8052021	8050890	8047928
			4A		PVC	GY	•	BL-WWAK4.5-L-BL-WWAS4.5/P01	8052036	8051007	8051008

* Standard cable-lengths for single-ended cordset: 2m, 5m, or 10m. For double-ended cordset: 1m, 2m, or 5m. Wire length for receptacles: 0.5m (0.2m for POWER). Other cable- and wire lengths are available upon request.

Nomenclature of patched connectors



Cable	Short description
P00 PVC	Flexible PVC/PVC sensor-/actuator control-cable for medium mechanical stresses. Conditioned oil- and chemical resistant.
P01 PVC	Flexible PVC/PVC sensor-/actuator control-cable for medium mechanical stresses. Conditioned oil- and chemical resistant, UL-style.
P01BK PVC	Flexible PVC/PVC sensor-/actuator control-cable for medium mechanical stresses. Conditioned oil- and chemical resistant, UL-style.
S370 PUR	Flexible PUR/PP sensor-/actuator control-cable for high mechanical stresses. Halogen-free, flame retardant, medium torsion- and drag-chain capability, oil- and chemical resistant, UL-style.
S370GY PUR	Flexible PUR/PP sensor-/actuator control-cable for high mechanical stresses. Halogen-free, flame retardant, medium torsion- and drag-chain capability, oil- and chemical resistant, UL-style.
S7400 PUR	Flexible PUR/PP sensor-/actuator control-cable for high mechanical stresses. Halogen-free, flame retardant, high torsion- and drag-chain capability, oil- and chemical resistant, UL-style.
S400 PUR	Flexible PUR/PP sensor-/actuator control-cable for high mechanical stresses. Halogen-free, flame retardant, medium torsion- and drag-chain capability, oil- and chemical resistant, UL-style. Manual cable stripping up to 1.5 meters.






M12x1	Single-ended cordsets, female	12
	Single-ended cordsets, male	16
	Double-ended cordsets	19
	Single-ended cordsets, female, shielded	25
	Single-ended cordsets, male, shielded	26
	Double-ended cordsets, shielded	27
M8x1	Single-ended cordsets, female	29
	Single-ended cordsets, male	30
	Double-ended cordsets	31
	Single-ended cordsets, female, shielded	33
	Single-ended cordsets, male, shielded	34
	Double-ended cordsets, shielded	34
Ø8mm snap	Single-ended cordsets, female	36
	Single-ended cordsets, male	38
	Double-ended cordsets	39



Automation Line

Technical data	M12x1	M8x1	Ø8mm snap
Insulation resistance	$\geq 10^8 \Omega$	$\geq 10^8 \Omega$	$\geq 10^8 \Omega$
Resistance	$\leq 5 m\Omega$	$\leq 5 m\Omega$	$\leq 5 m\Omega$
Ambient temperature product	-30°C...+90°C	-30°C...+90°C	-30°C...+90°C
Contact material	Metal, gold-plated	Metal, gold-plated	Metal, gold-plated
Contact-carrier material	Plastic, TPU	Plastic, TPU	Plastic, TPU
Grip body material	Plastic, TPU	Plastic, TPU	Plastic, TPU
Coupling nut material	Metal, nickel-plated	Metal, nickel-plated	
Sealing (female) material	FPM/FKM	FPM/FKM	FPM/FKM
Standards	IEC 61076-2-101	IEC 61076-2-104	IEC 61076-2-104
Degree of protection (mounted)	IP65, IP67, IP68	IP65, IP67, IP68	IP65, IP67, IP68
Mechanical life-cycle	>100 mating cycles	>100 mating cycles	>100 mating cycles
Degree of pollution	3	3/2	3/2


Automation Line combines typical requirements of automation industry in one product: halogen-, PVC-, and silicone-free; drag-chain adapted; weld-field immune; chemicals-, oil-, microbes-, and hydrolysis resistant. Furthermore tight according to IP67 as well as UL-approved. A comprehensive portfolio with: LED-versions; threaded grip for protective tubing; 360°-shielding through patented ESCHA 2SSK-technology. Available with three cable qualities: PVC, PUR, and PURrobotic with higher drag-chain adaption and torsion resistance.

	Body				Cable			Item description	L = cable length*		
	Pins	U[max]	I[max]	LED	Material	Color	UL		2m / 1m	5m / 2m	10m / 5m
 Single-ended cordset female, M12x1, straight	3	250V	4A	PUR	BK	•	AL-WAK3-L/S370	8043798	8043799	8043800	
			4A	PUR	BK	•	AL-WAK3-L/S400	8075472	8075473	8075474	
			4A	PUR	GY	•	AL-WAK3-L/S370GY	8058853	8058854	8058855	
			4A	PUR	OG	•	AL-WAK3-L/S7400	8058862	8058863	8058864	
			4A	PVC	BK	•	AL-WAK3-L/P01BK	8081847	8081848	8081849	
			4A	PVC	GY	•	AL-WAK3-L/P01	8051250	8051251	8051252	
			4A	PVC	GY		AL-WAK3-L/P00	8051043	8051044	8051045	
	4	250V	4A	PUR	BK	•	AL-WAK4-L/S370	8043811	8043812	8043813	
			4A	PUR	BK	•	AL-WAK4-L/S400	8075490	8075491	8075492	
			4A	PUR	GY	•	AL-WAK4-L/S370GY	8058856	8058857	8058858	
			4A	PUR	OG	•	AL-WAK4-L/S7400	8058865	8058866	8058867	
			4A	PVC	BK	•	AL-WAK4-L/P01BK	8081859	8081860	8081861	
			4A	PVC	GY	•	AL-WAK4-L/P01	8051262	8051263	8051264	
			4A	PVC	GY		AL-WAK4-L/P00	8049341	8051055	8051056	
	4+PE	60V	4A	PUR	BK	•	AL-WAK5-L/S370	8045034	8045035	8046043	
			4A	PUR	BK	•	AL-WAK5-L/S400	8075529	8075530	8075531	
			4A	PUR	GY	•	AL-WAK5-L/S370GY	8058859	8058860	8058861	
			4A	PUR	OG	•	AL-WAK5-L/S7400	8058868	8058869	8058870	
			4A	PVC	BK	•	AL-WAK5-L/P01BK	8081871	8081872	8081873	
			4A	PVC	GY	•	AL-WAK5-L/P01	8051286	8051287	8051288	
			4A	PVC	GY		AL-WAK5-L/P00	8051077	8051078	8051079	
	5	60V	4A	PUR	BK	•	AL-WAK4.5-L/S370	8043823	8043824	8043825	
			4A	PUR	BK	•	AL-WAK4.5-L/S400	8075638	8075639	8075640	
			4A	PVC	GY	•	AL-WAK4.5-L/P01	8051274	8051275	8051276	
			4A	PVC	GY		AL-WAK4.5-L/P00	8051067	8051068	8051069	
	8	30V	2A	PUR	BK	•	AL-WAK8-L/S370	8046903	8046904	8046905	
			2A	PUR	BK	•	AL-WAK8-L/S400	8075556	8075557	8075558	
			2A	PVC	GY	•	AL-WAK8-L/P01	8051298	8051299	8051300	
			2A	PVC	GY		AL-WAK8-L/P00	8051089	8051090	8051091	
	12	30V	1.5A	PUR	BK	•	AL-WAK12-L/S370	8046918	8046920	8046921	
			1.5A	PUR	BK	•	AL-WAK12-L/S400	8075568	8075569	8075570	
			1.5A	PVC	GY	•	AL-WAK12-L/P01	8051310	8051311	8051312	
			1.5A	PVC	GY		AL-WAK12-L/P00	8051101	8051102	8051103	


* Standard cable-lengths for single-ended cordset: 2m, 5m, or 10m. For double-ended cordset: 1m, 2m, or 5m. Wire length for receptacles: 0.5m (0.2m for POWER). Other cable- and wire lengths are available upon request.

	Body				Cable			UL	Item description	L = cable length*		
	Pins	U[max]	I[max]	LED	Material	Color	2m / 1m			5m / 2m	10m / 5m	
 Single-ended cordset female, M12x1, straight, with LED	3	30V	4A	3P2	PUR	BK	•	AL-WAK3P2-L/S370	8044524	8045592	8047386	
			4A	3P2	PUR	BK	•	AL-WAK3P2-L/S400	8075475	8075476	8075477	
			4A	3P2	PUR	GY	•	AL-WAK3P2-L/S370GY	8058922	8058923	8058924	
			4A	3P2	PUR	OG	•	AL-WAK3P2-L/S7400	8058928	8058929	8058930	
			4A	3P2	PVC	BK	•	AL-WAK3P2-L/P01BK	8082022	8082023	8082024	
			4A	3P2	PVC	GY	•	AL-WAK3P2-L/P01	8052511	8052512	8052513	
			4A	3P2	PVC	GY		AL-WAK3P2-L/P00	8052508	8052509	8052510	
	4	30V	4A	4P2	PUR	BK	•	AL-WAK4P2-L/S370	8048938	8048114	8048116	
			4A	4P2	PUR	BK	•	AL-WAK4P2-L/S400	8075493	8075494	8075495	
			4A	4P2	PUR	GY	•	AL-WAK4P2-L/S370GY	8058925	8058926	8058927	
			4A	4P2	PUR	OG	•	AL-WAK4P2-L/S7400	8058931	8058932	8058933	
			4A	4P2	PVC	BK	•	AL-WAK4P2-L/P01BK	8082025	8082026	8082027	
			4A	4P2	PVC	GY	•	AL-WAK4P2-L/P01	8052517	8052518	8052519	
			4A	4P2	PVC	GY		AL-WAK4P2-L/P00	8052514	8052515	8052516	
 Single-ended cordset female, M12x1, straight, grip body with thread for protective tubing	4	250V	4A		PUR	BK	•	AL-WAKG4-L/S370	8052820	8052821	8052822	
			4A		PUR	BK	•	AL-WAKG4-L/S400	8075496	8075497	8075498	
			4A		PUR	GY	•	AL-WAKG4-L/S370GY	8059086	8059087	8059088	
			4A		PUR	OG	•	AL-WAKG4-L/S7400	8059089	8059090	8059091	
			4A		PVC	BK	•	AL-WAKG4-L/P01BK	8082551	8082552	8082553	
			4A		PVC	GY	•	AL-WAKG4-L/P01	8052826	8052827	8052828	
			4A		PVC	GY		AL-WAKG4-L/P00	8052823	8052824	8052825	




* Standard cable-lengths for single-ended cordset: 2m, 5m, or 10m. For double-ended cordset: 1m, 2m, or 5m. Wire length for receptacles: 0.5m (0.2m for POWER). Other cable- and wire lengths are available upon request.

	Body				Cable			Item description	L = cable length*		
	Pins	U[max]	I[max]	LED	Material	Color	UL		2m / 1m	5m / 2m	10m / 5m
 Single-ended cordset female, M12x1, angled	3	250V	4A		PUR	BK	•	AL-WWAK3-L/S370	8043801	8043802	8043803
			4A		PUR	BK	•	AL-WWAK3-L/S400	8075481	8075482	8075483
			4A		PUR	GY	•	AL-WWAK3-L/S370GY	8058871	8058872	8058873
			4A		PUR	OG	•	AL-WWAK3-L/S7400	8058880	8058881	8058882
			4A		PVC	BK	•	AL-WWAK3-L/P01BK	8081850	8081851	8081852
			4A		PVC	GY	•	AL-WWAK3-L/P01	8051253	8051254	8051255
			4A		PVC	GY		AL-WWAK3-L/P00	8051046	8051047	8051048
	4	250V	4A		PVC	BK	•	AL-WWAK4-L/P01BK	8081862	8081863	8081864
			4A		PUR	BK	•	AL-WWAK4-L/S370	8043814	8043815	8043816
			4A		PUR	BK	•	AL-WWAK4-L/S400	8075505	8075506	8075507
			4A		PUR	GY	•	AL-WWAK4-L/S370GY	8058874	8058875	8058876
			4A		PUR	OG	•	AL-WWAK4-L/S7400	8058883	8058884	8058885
			4A		PVC	GY	•	AL-WWAK4-L/P01	8051265	8051266	8051267
			4A		PVC	GY		AL-WWAK4-L/P00	8049342	8049343	8051057
	4+PE	60V	4A		PUR	BK	•	AL-WWAK5-L/S370	8046021	8046022	8046023
			4A		PUR	BK	•	AL-WWAK5-L/S400	8075535	8075536	8075537
			4A		PUR	GY	•	AL-WWAK5-L/S370GY	8058877	8058878	8058879
			4A		PUR	OG	•	AL-WWAK5-L/S7400	8058886	8058887	8058888
			4A		PVC	BK	•	AL-WWAK5-L/P01BK	8081874	8081875	8081876
			4A		PVC	GY	•	AL-WWAK5-L/P01	8051289	8051290	8051291
			4A		PVC	GY		AL-WWAK5-L/P00	8051080	8051081	8051082
	5	60V	4A		PUR	BK	•	AL-WWAK4.5-L/S370	8043826	8043827	8043828
			4A		PUR	BK	•	AL-WWAK4.5-L/S400	8075550	8075551	8075552
			4A		PVC	GY	•	AL-WWAK4.5-L/P01	8051277	8051278	8051279
			4A		PVC	GY		AL-WWAK4.5-L/P00	8049344	8051070	8051071
	8	30V	2A		PUR	BK	•	AL-WWAK8-L/S370	8046906	8046907	8046908
			2A		PUR	BK	•	AL-WWAK8-L/S400	8075562	8075563	8075564
			2A		PVC	GY	•	AL-WWAK8-L/P01	8051301	8051302	8051303
			2A		PVC	GY		AL-WWAK8-L/P00	8051092	8051093	8051094
	12	30V	1.5A		PUR	BK	•	AL-WWAK12-L/S370	8046923	8046924	8046925
			1.5A		PUR	BK	•	AL-WWAK12-L/S400	8075574	8075575	8075576
			1.5A		PVC	GY	•	AL-WWAK12-L/P01	8051313	8051314	8051315
			1.5A		PVC	GY		AL-WWAK12-L/P00	8051104	8051105	8051106



* Standard cable-lengths for single-ended cordset: 2m, 5m, or 10m. For double-ended cordset: 1m, 2m, or 5m. Wire length for receptacles: 0.5m (0.2m for POWER). Other cable- and wire lengths are available upon request.

	Body				Cable			UL	Item description	L = cable length*		
	Pins	U[max]	I[max]	LED	Material	Color	2m / 1m			5m / 2m	10m / 5m	
 Single-ended cordset female, M12x1, angled, with LED	3	30V	4A	3P2	PUR	BK	•	AL-WWAK3P2-L/S370	8044219	8045217	8044523	
			4A	3P2	PUR	BK	•	AL-WWAK3P2-L/S400	8075484	8075485	8075486	
			4A	3P2	PUR	GY	•	AL-WWAK3P2-L/S370GY	8059930	8059931	8059932	
			4A	3P2	PUR	OG	•	AL-WWAK3P2-L/S7400	8058934	8058935	8058936	
			4A	3P2	PVC	BK	•	AL-WWAK3P2-L/P01BK	8081889	8081890	8081891	
			4A	3P2	PVC	GY	•	AL-WWAK3P2-L/P01	8051328	8051329	8051330	
			4A	3P2	PVC	GY		AL-WWAK3P2-L/P00	8051121	8051119	8051120	
	4	30V	4A	4P2	PUR	BK	•	AL-WWAK4P2-L/S370	8045237	8045238	8045239	
			4A	4P2	PUR	BK	•	AL-WWAK4P2-L/S400	8075508	8075509	8075510	
			4A	4P2	PUR	GY	•	AL-WWAK4P2-L/S370GY	8059933	8059934	8059935	
			4A	4P2	PUR	OG	•	AL-WWAK4P2-L/S7400	8058937	8058938	8058939	
			4A	4P2	PVC	BK	•	AL-WWAK4P2-L/P01BK	8081892	8081893	8081894	
			4A	4P2	PVC	GY	•	AL-WWAK4P2-L/P01	8051331	8051332	8051333	
			4A	4P2	PVC	GY		AL-WWAK4P2-L/P00	8051122	8051123	8051124	
			4A	4P3	PUR	BK	•	AL-WWAK4P3-L/S370	8044220	8044565	8044566	
			4A	4P3	PUR	BK	•	AL-WWAK4P3-L/S400	8075511	8075512	8075513	
			4A	4P3	PUR	GY	•	AL-WWAK4P3-L/S370GY	8059936	8059937	8059938	
			4A	4P3	PUR	OG	•	AL-WWAK4P3-L/S7400	8058940	8058941	8058942	
			4A	4P3	PVC	BK	•	AL-WWAK4P3-L/P01BK	8081895	8081896	8081897	
4A			4P3	PVC	GY	•	AL-WWAK4P3-L/P01	8051334	8051335	8051336		
4A			4P3	PVC	GY		AL-WWAK4P3-L/P00	8051125	8051126	8051127		
4A			4P3.1	PUR	BK	•	AL-WWAK4P3.1-L/S370	8045911	8045912	8045913		
4A			4P3.1	PUR	BK	•	AL-WWAK4P3.1-L/S400	8075514	8075515	8075516		
4A			4P3.1	PUR	GY	•	AL-WWAK4P3.1-L/S370GY	8059939	8059940	8059941		
4A			4P3.1	PUR	OG	•	AL-WWAK4P3.1-L/S7400	8058943	8058944	8058945		
4A			4P3.1	PVC	BK	•	AL-WWAK4P3.1-L/P01BK	8081898	8081899	8081900		
4A			4P3.1	PVC	GY	•	AL-WWAK4P3.1-L/P01	8051337	8051338	8051339		
4A	4P3.1	PVC	GY		AL-WWAK4P3.1-L/P00	8051128	8051129	8051130				
4A	4P3.2	PUR	BK	•	AL-WWAK4P3.2-L/S370	8045914	8045915	8045916				
4A	4P3.2	PUR	BK	•	AL-WWAK4P3.2-L/S400	8075517	8075518	8075519				
4A	4P3.2	PUR	GY	•	AL-WWAK4P3.2-L/S370GY	8059942	8059943	8059944				
4A	4P3.2	PUR	OG	•	AL-WWAK4P3.2-L/S7400	8058946	8058947	8058948				
4A	4P3.2	PVC	BK	•	AL-WWAK4P3.2-L/P01BK	8081901	8081902	8081903				
4A	4P3.2	PVC	GY	•	AL-WWAK4P3.2-L/P01	8051340	8051341	8051342				
4A	4P3.2	PVC	GY		AL-WWAK4P3.2-L/P00	8051131	8051132	8051133				


* Standard cable-lengths for single-ended cordset: 2m, 5m, or 10m. For double-ended cordset: 1m, 2m, or 5m. Wire length for receptacles: 0.5m (0.2m for POWER). Other cable- and wire lengths are available upon request.

	Body				Cable			UL	Item description	L = cable length*		
	Pins	U[max]	I[max]	LED	Material	Color	2m / 1m			5m / 2m	10m / 5m	
	4+PE	30V	4A	5P3	PUR	BK	•	AL-WWAK5P3-L/S370	8044221	8045218	8045219	
				5P3	PUR	BK	•	AL-WWAK5P3-L/S400	8075538	8075539	8075540	
				5P3	PUR	GY	•	AL-WWAK5P3-L/S370GY	8059945	8059946	8059947	
				5P3	PUR	OG	•	AL-WWAK5P3-L/S7400	8058949	8058950	8058951	
				5P3	PVC	BK	•	AL-WWAK5P3-L/P01BK	8081904	8081905	8081906	
				5P3	PVC	GY	•	AL-WWAK5P3-L/P01	8051343	8051344	8051345	
				5P3	PVC	GY	•	AL-WWAK5P3-L/P00	8051134	8051135	8051136	
				5P3.1	PUR	BK	•	AL-WWAK5P3.1-L/S370	8045917	8045918	8045919	
				5P3.1	PUR	BK	•	AL-WWAK5P3.1-L/S400	8075541	8075542	8075543	
				5P3.1	PUR	GY	•	AL-WWAK5P3.1-L/S370GY	8059948	8059949	8059950	
				5P3.1	PUR	OG	•	AL-WWAK5P3.1-L/S7400	8058952	8058953	8058954	
				5P3.1	PVC	BK	•	AL-WWAK5P3.1-L/P01BK	8081907	8081908	8081909	
				5P3.1	PVC	GY	•	AL-WWAK5P3.1-L/P01	8051346	8051347	8051348	
				5P3.1	PVC	GY	•	AL-WWAK5P3.1-L/P00	8051137	8051138	8051139	
	4	250V	4A	PUR	BK	•	AL-WWAKG4-L/S370	8052829	8052830	8052831		
				PUR	BK	•	AL-WWAKG4-L/S400	8075520	8075521	8075522		
				PUR	GY	•	AL-WWAKG4-L/S370GY	8059092	8059093	8059094		
				PUR	OG	•	AL-WWAKG4-L/S7400	8059095	8059096	8059097		
				PVC	BK	•	AL-WWAKG4-L/P01BK	8082062	8082063	8082064		
				PVC	GY	•	AL-WWAKG4-L/P01	8052835	8052836	8052837		
				PVC	GY	•	AL-WWAKG4-L/P00	8052832	8052833	8052834		
					3	250V	4A	PUR	BK	•	AL-WAS3-L/S370	8043804
PUR	BK	•	AL-WAS3-L/S400					8075478	8075479	8075480		
PUR	GY	•	AL-WAS3-L/S370GY					8058955	8058956	8058957		
PUR	OG	•	AL-WAS3-L/S7400					8058964	8058965	8058966		
PVC	BK	•	AL-WAS3-L/P01BK					8081853	8081854	8081855		
PVC	GY	•	AL-WAS3-L/P01					8051256	8051257	8051258		
PVC	GY	•	AL-WAS3-L/P00					8051049	8051050	8051051		
	4	250V	4A	PUR	BK	•	AL-WAS4-L/S370	8043817	8043818	8043819		
				PUR	BK	•	AL-WAS4-L/S400	8075499	8075500	8075501		
				PUR	GY	•	AL-WAS4-L/S370GY	8058958	8058959	8058960		
				PUR	OG	•	AL-WAS4-L/S7400	8058967	8058968	8058969		
				PVC	BK	•	AL-WAS4-L/P01BK	8081865	8081866	8081867		
				PVC	GY	•	AL-WAS4-L/P01	8051268	8051269	8051270		
				PVC	GY	•	AL-WAS4-L/P00	8049339	8051058	8051059		




* Standard cable-lengths for single-ended cordset: 2m, 5m, or 10m. For double-ended cordset: 1m, 2m, or 5m. Wire length for receptacles: 0.5m (0.2m for POWER). Other cable- and wire lengths are available upon request.

	Body					Cable			Item description	L = cable length*		
	Pins	U[max]	I[max]	LED	Material	Color	UL	2m / 1m		5m / 2m	10m / 5m	
 Single-ended cordset male, M12x1, straight	4+PE	60V	4A		PUR	BK	•	AL-WAS5-L/S370	8046024	8046026	8046027	
			4A		PUR	BK	•	AL-WAS5-L/S400	8075532	8075533	8075534	
			4A		PUR	GY	•	AL-WAS5-L/S370GY	8058961	8058962	8058963	
			4A		PUR	OG	•	AL-WAS5-L/S7400	8058970	8058971	8058972	
			4A		PVC	BK	•	AL-WAS5-L/P01BK	8081877	8081878	8081879	
			4A		PVC	GY	•	AL-WAS5-L/P01	8051292	8051293	8051294	
			4A		PVC	GY		AL-WAS5-L/P00	8051083	8051084	8051085	
	5	60V	4A		PUR	BK	•	AL-WAS4.5-L/S370	8043829	8043830	8043831	
			4A		PUR	BK	•	AL-WAS4.5-L/S400	8075547	8075548	8075549	
			4A		PVC	GY	•	AL-WAS4.5-L/P01	8051280	8051281	8051282	
			4A		PVC	GY		AL-WAS4.5-L/P00	8051072	8051073	8049345	
	8	30V	2A		PUR	BK	•	AL-WAS8-L/S370	8046909	8046910	8046911	
			2A		PUR	BK	•	AL-WAS8-L/S400	8075559	8075560	8075561	
			2A		PVC	GY	•	AL-WAS8-L/P01	8051304	8051305	8051306	
			2A		PVC	GY		AL-WAS8-L/P00	8051095	8051096	8051097	
	12	30V	1.5A		PUR	BK	•	AL-WAS12-L/S370	8046926	8046927	8046928	
1.5A				PUR	BK	•	AL-WAS12-L/S400	8075571	8075572	8075573		
1.5A				PVC	GY	•	AL-WAS12-L/P01	8051316	8051317	8051318		
1.5A				PVC	GY		AL-WAS12-L/P00	8051107	8051108	8051109		
 Single-ended cordset male, M12x1, straight, grip body with thread for protective tubing	4	250V	4A		PUR	BK	•	AL-WASG4-L/S370	8052838	8052839	8052840	
			4A		PUR	BK	•	AL-WASG4-L/S400	8075502	8075503	8075504	
			4A		PUR	GY	•	AL-WASG4-L/S370GY	8059098	8059099	8059100	
			4A		PUR	OG	•	AL-WASG4-L/S7400	8059101	8059102	8059103	
			4A		PVC	BK	•	AL-WASG4-L/P01BK	8082065	8082066	8082067	
			4A		PVC	GY	•	AL-WASG4-L/P01	8052844	8052845	8052846	
			4A		PVC	GY		AL-WASG4-L/P00	8052841	8052842	8052843	


* Standard cable-lengths for single-ended cordset: 2m, 5m, or 10m. For double-ended cordset: 1m, 2m, or 5m. Wire length for receptacles: 0.5m (0.2m for POWER). Other cable- and wire lengths are available upon request.

	Body				Cable			Item description	L = cable length*		
	Pins	U[max]	I[max]	LED	Material	Color	UL		2m / 1m	5m / 2m	10m / 5m
 Single-ended cordset male, M12x1, angled	3	250V	4A	PUR	BK	•	AL-WWAS3-L/S370	8043808	8043809	8043810	
			4A	PUR	BK	•	AL-WWAS3-L/S400	8075487	8075488	8075489	
			4A	PUR	GY	•	AL-WWAS3-L/S370GY	8058973	8058974	8058975	
			4A	PUR	OG	•	AL-WWAS3-L/S7400	8058982	8058983	8058984	
			4A	PVC	BK	•	AL-WWAS3-L/P01BK	8081856	8081857	8081858	
			4A	PVC	GY	•	AL-WWAS3-L/P01	8051259	8051260	8051261	
			4A	PVC	GY		AL-WWAS3-L/P00	8051052	8051053	8051054	
	4	250V	4A	PUR	BK	•	AL-WWAS4-L/S370	8043820	8043821	8043822	
			4A	PUR	BK	•	AL-WWAS4-L/S400	8075523	8075524	8075525	
			4A	PUR	GY	•	AL-WWAS4-L/S370GY	8058976	8058977	8058978	
			4A	PUR	OG	•	AL-WWAS4-L/S7400	8058985	8058986	8058987	
			4A	PVC	BK	•	AL-WWAK4-L/P01BK	8081862	8081863	8081864	
			4A	PVC	BK	•	AL-WWAS4-L/P01BK	8081868	8081869	8081870	
			4A	PVC	GY	•	AL-WWAS4-L/P01	8051271	8051272	8051273	
	4+PE	60V	4A	PVC	GY		AL-WWAS4-L/P00	8051869	8051870	8051871	
			4A	PUR	BK	•	AL-WWAS5-L/S370	8046028	8046029	8046030	
			4A	PUR	BK	•	AL-WWAS5-L/S400	8075544	8075545	8075546	
			4A	PUR	GY	•	AL-WWAS5-L/S370GY	8058979	8058980	8058981	
			4A	PUR	OG	•	AL-WWAS5-L/S7400	8058988	8058989	8058990	
			4A	PVC	BK	•	AL-WWAS5-L/P01BK	8081880	8081881	8081882	
			4A	PVC	GY	•	AL-WWAS5-L/P01	8051295	8051296	8051297	
	5	60V	4A	PVC	GY		AL-WWAS5-L/P00	8051086	8051087	8051088	
			4A	PUR	BK	•	AL-WWAS4.5-L/S370	8043832	8043833	8043834	
			4A	PUR	BK	•	AL-WWAS4.5-L/S400	8075553	8075554	8075555	
			4A	PVC	GY	•	AL-WWAS4.5-L/P01	8051283	8051284	8051285	
	8	30V	4A	PVC	GY		AL-WWAS4.5-L/P00	8051074	8051075	8051076	
			2A	PUR	BK	•	AL-WWAS8-L/S370	8046912	8046913	8046914	
			2A	PUR	BK	•	AL-WWAS8-L/S400	8075565	8075566	8075567	
			2A	PVC	GY	•	AL-WWAS8-L/P01	8051307	8051308	8051309	
	12	30V	2A	PVC	GY		AL-WWAS8-L/P00	8051098	8051099	8051100	
			1.5A	PUR	BK	•	AL-WWAS12-L/S370	8046929	8046930	8046931	
			1.5A	PUR	BK	•	AL-WWAS12-L/S400	8075577	8075578	8075579	
			1.5A	PVC	GY	•	AL-WWAS12-L/P01	8051319	8051321	8051320	
			1.5A	PVC	GY		AL-WWAS12-L/P00	8051110	8051111	8051112	


* Standard cable-lengths for single-ended cordset: 2m, 5m, or 10m. For double-ended cordset: 1m, 2m, or 5m. Wire length for receptacles: 0.5m (0.2m for POWER). Other cable- and wire lengths are available upon request.

	Body					Cable			Item description	L = cable length*		
	Pins	U[max]	I[max]	LED	Material	Color	UL	2m / 1m		5m / 2m	10m / 5m	
 <p>Single-ended cordset male, M12x1, angled, grip body with thread for protective tubing</p>	4	250V	4A		PUR	BK	•	AL-WWASG4-L/S370	8052847	8052848	8052849	
			4A		PUR	BK	•	AL-WWASG4-L/S400	8075526	8075527	8075528	
			4A		PUR	GY	•	AL-WWASG4-L/S370GY	8059104	8059105	8059106	
			4A		PUR	OG	•	AL-WWASG4-L/S7400	8059107	8059108	8059109	
			4A		PVC	BK	•	AL-WWASG4-L/P01BK	8082068	8082069	8082070	
			4A		PVC	GY	•	AL-WWASG4-L/P01	8052853	8052854	8052855	
			4A		PVC	GY		AL-WWASG4-L/P00	8052850	8052851	8052852	
  <p>Double-ended cordset female, M12x1, straight male, M12x1, straight</p>	3	250V	4A		PUR	BK	•	AL-WAK3-L-AL-WAS3/S370	8044858	8044029	8044030	
			4A		PUR	GY	•	AL-WAK3-L-AL-WAS3/S370GY	8058889	8058890	8058891	
			4A		PUR	OG	•	AL-WAK3-L-AL-WAS3/S7400	8058921	8058898	8058899	
			4A		PVC	BK	•	AL-WAK3-L-AL-WAS3/P01BK	8081952	8081953	8081954	
			4A		PVC	GY	•	AL-WAK3-L-AL-WAS3/P01	8051667	8051668	8051669	
			4A		PVC	GY		AL-WAK3-L-AL-WAS3/P00	8051459	8051460	8051461	
	4	250V	4A		PUR	BK	•	AL-WAK4-L-AL-WAS4/S370	8044813	8044041	8044042	
			4A		PUR	GY	•	AL-WAK4-L-AL-WAS4/S370GY	8058892	8058893	8058894	
			4A		PUR	OG	•	AL-WAK4-L-AL-WAS4/S7400	8057296	8057322	8057324	
			4A		PVC	BK	•	AL-WAK4-L-AL-WAS4/P01BK	8081964	8081965	8081966	
			4A		PVC	GY	•	AL-WAK4-L-AL-WAS4/P01	8051679	8051680	8051681	
			4A		PVC	GY		AL-WAK4-L-AL-WAS4/P00	8051471	8051472	8051473	
	4+PE	60V	4A		PUR	BK	•	AL-WAK5-L-AL-WAS5/S370	8046647	8046031	8046032	
			4A		PUR	GY	•	AL-WAK5-L-AL-WAS5/S370GY	8058895	8058896	8058897	
			4A		PUR	OG	•	AL-WAK5-L-AL-WAS5/S7400	8058900	8058901	8058902	
			4A		PVC	BK	•	AL-WAK5-L-AL-WAS5/P01BK	8081976	8081977	8081978	
			4A		PVC	GY	•	AL-WAK5-L-AL-WAS5/P01	8051703	8051704	8051705	
			4A		PVC	GY		AL-WAK5-L-AL-WAS5/P00	8051495	8051496	8051497	
	5	60V	4A		PUR	BK	•	AL-WAK4.5-L-AL-WAS4.5/S370	8050226	8044053	8044054	
			4A		PVC	GY	•	AL-WAK4.5-L-AL-WAS4.5/P01	8051691	8051692	8051693	
			4A		PVC	GY		AL-WAK4.5-L-AL-WAS4.5/P00	8051483	8051484	8051485	
8	30V	2A		PUR	BK	•	AL-WAK8-L-AL-WAS8/S370	8049781	8046932	8046933		
		2A		PVC	GY	•	AL-WAK8-L-AL-WAS8/P01	8051715	8051716	8051717		
		2A		PVC	GY		AL-WAK8-L-AL-WAS8/P00	8051507	8051508	8051509		
12	30V	1.5A		PUR	BK	•	AL-WAK12-L-AL-WAS12/S370	8051872	8046944	8046945		
		1.5A		PVC	GY	•	AL-WAK12-L-AL-WAS12/P01	8051727	8051728	8051729		
		1.5A		PVC	GY		AL-WAK12-L-AL-WAS12/P00	8051519	8051520	8051521		


* Standard cable-lengths for single-ended cordset: 2m, 5m, or 10m. For double-ended cordset: 1m, 2m, or 5m. Wire length for receptacles: 0.5m (0.2m for POWER). Other cable- and wire lengths are available upon request.

	Body				Cable			Item description	L = cable length*		
	Pins	U[max]	I[max]	LED	Material	Color	UL		2m / 1m	5m / 2m	10m / 5m
 Double-ended cordset female, M12x1, straight	3	250V	4A		PUR	BK	•	AL-WAK3-L-AL-WWAS3/S370	8051873	8044035	8044036
			4A		PUR	GY	•	AL-WAK3-L-AL-WWAS3/S370GY	8058903	8058904	8058905
			4A		PUR	OG	•	AL-WAK3-L-AL-WWAS3/S7400	8058912	8058913	8058914
			4A		PVC	BK	•	AL-WAK3-L-AL-WWAS3/P01BK	8081958	8081959	8081960
			4A		PVC	GY	•	AL-WAK3-L-AL-WWAS3/P01	8051673	8051674	8051675
			4A		PVC	GY	•	AL-WAK3-L-AL-WWAS3/P00	8051465	8051466	8051467
	4	250V	4A		PUR	BK	•	AL-WAK4-L-AL-WWAS4/S370	8051874	8044047	8044048
			4A		PUR	GY	•	AL-WAK4-L-AL-WWAS4/S370GY	8058906	8058907	8058908
			4A		PUR	OG	•	AL-WAK4-L-AL-WWAS4/S7400	8058915	8058916	8058917
			4A		PVC	BK	•	AL-WAK4-L-AL-WWAS4/P01BK	8081970	8081971	8081972
			4A		PVC	GY	•	AL-WAK4-L-AL-WWAS4/P01	8051685	8051686	8051687
			4A		PVC	GY	•	AL-WAK4-L-AL-WWAS4/P00	8051477	8051478	8051479
	4+PE	60V	4A		PUR	BK	•	AL-WAK5-L-AL-WWAS5/S370	8046056	8046037	8046038
			4A		PUR	GY	•	AL-WAK5-L-AL-WWAS5/S370GY	8058909	8058910	8058911
			4A		PUR	OG	•	AL-WAK5-L-AL-WWAS5/S7400	8058918	8058919	8058920
			4A		PVC	BK	•	AL-WAK5-L-AL-WWAS5/P01BK	8081982	8081983	8081984
			4A		PVC	GY	•	AL-WAK5-L-AL-WWAS5/P01	8051709	8051710	8051711
			4A		PVC	GY	•	AL-WAK5-L-AL-WWAS5/P00	8051501	8051502	8051503
	5	60V	4A		PUR	BK	•	AL-WAK4.5-L-AL-WWAS4.5/S370	8051875	8044059	8044060
			4A		PVC	GY	•	AL-WAK4.5-L-AL-WWAS4.5/P01	8051697	8051698	8051699
			4A		PVC	GY	•	AL-WAK4.5-L-AL-WWAS4.5/P00	8051489	8051490	8051491
	8	30V	2A		PUR	BK	•	AL-WAK8-L-AL-WWAS8/S370	8051876	8046938	8046939
			2A		PVC	GY	•	AL-WAK8-L-AL-WWAS8/P01	8051721	8051722	8051723
			2A		PVC	GY	•	AL-WAK8-L-AL-WWAS8/P00	8051513	8051514	8051515
	12	30V	1.5A		PUR	BK	•	AL-WAK12-L-AL-WWAS12/S370	8051877	8046950	8046951
			1.5A		PVC	GY	•	AL-WAK12-L-AL-WWAS12/P01	8051733	8051734	8051735
			1.5A		PVC	GY	•	AL-WAK12-L-AL-WWAS12/P00	8051525	8051526	8051527



* Standard cable-lengths for single-ended cordset: 2m, 5m, or 10m. For double-ended cordset: 1m, 2m, or 5m. Wire length for receptacles: 0.5m (0.2m for POWER). Other cable- and wire lengths are available upon request.

		Body				Cable				L = cable length*			
		Pins	U[max]	I[max]	LED	Material	Color	UL	Item description	2m / 1m	5m / 2m	10m / 5m	
	Double-ended cordset female, M12x1, straight, with LED male, M12x1, straight	3	30V	4A	3P2	PUR	BK		AL-WAK3P2-L-AL-WAS3/S370	8052751	8049895	8049896	
				4A	3P2	PUR	GY		AL-WAK3P2-L-AL-WAS3/S370GY	8059034	8059035	8059036	
				4A	3P2	PUR	OG		AL-WAK3P2-L-AL-WAS3/S7400	8059040	8059041	8059042	
				4A	3P2	PVC	BK		AL-WAK3P2-L-AL-WAS3/P01BK	8082059	8082060	8082061	
				4A	3P2	PVC	GY		AL-WAK3P2-L-AL-WAS3/P00	8052745	8052747	8052746	
				4A	3P2	PVC	GY		AL-WAK3P2-L-AL-WAS3/P01	8052749	8052748	8052750	
		4	30V	4A	4P2	PUR	BK	•		AL-WAK4P2-L-AL-WAS4/S370	8049946	8052064	8052065
				4A	4P2	PUR	GY	•		AL-WAK4P2-L-AL-WAS4/S370GY	8059037	8059038	8059039
				4A	4P2	PUR	OG	•		AL-WAK4P2-L-AL-WAS4/S7400	8059043	8059044	8059045
				4A	4P2	PVC	BK	•		AL-WAK4P2-L-AL-WAS4/P01BK	8082028	8082029	8082030
				4A	4P2	PVC	GY	•		AL-WAK4P2-L-AL-WAS4/P01	8052523	8052524	8052525
				4A	4P2	PVC	GY			AL-WAK4P2-L-AL-WAS4/P00	8052520	8052521	8052522



* Standard cable-lengths for single-ended cordset: 2m, 5m, or 10m. For double-ended cordset: 1m, 2m, or 5m. Wire length for receptacles: 0.5m (0.2m for POWER). Other cable- and wire lengths are available upon request.

	Body				Cable			Item description	L = cable length*		
	Pins	U[max]	I[max]	LED	Material	Color	UL		2m / 1m	5m / 2m	10m / 5m
 <p>Double-ended cordset female, M12x1, angled male, M12x1, straight</p>	3	250V	4A		PUR	BK	•	AL-WWAK3-L-AL-WAS3/S370	8047133	8044038	8044039
			4A		PUR	GY	•	AL-WWAK3-L-AL-WAS3/S370GY	8058998	8058999	8059000
			4A		PUR	OG	•	AL-WWAK3-L-AL-WAS3/S7400	8059007	8059008	8059009
			4A		PVC	BK	•	AL-WWAK3-L-AL-WAS3/P01BK	8081961	8081962	8081963
			4A		PVC	GY	•	AL-WWAK3-L-AL-WAS3/P01	8051676	8051677	8051678
			4A		PVC	GY	•	AL-WWAK3-L-AL-WAS3/P00	8051468	8051469	8051470
	4	250V	4A		PUR	BK	•	AL-WWAK4-L-AL-WAS4/S370	8044664	8044050	8044051
			4A		PUR	GY	•	AL-WWAK4-L-AL-WAS4/S370GY	8059001	8059002	8059003
			4A		PUR	OG	•	AL-WWAK4-L-AL-WAS4/S7400	8059010	8059011	8059012
			4A		PVC	BK	•	AL-WWAK4-L-AL-WAS4/P01BK	8081973	8081974	8081975
			4A		PVC	GY	•	AL-WWAK4-L-AL-WAS4/P01	8051688	8051689	8051690
			4A		PVC	GY	•	AL-WWAK4-L-AL-WAS4/P00	8051480	8051481	8051482
4+PE	60V	4A		PUR	BK	•	AL-WWAK5-L-AL-WAS5/S370	8046055	8046040	8046041	
		4A		PUR	GY	•	AL-WWAK5-L-AL-WAS5/S370GY	8059004	8059005	8059006	
		4A		PUR	OG	•	AL-WWAK5-L-AL-WAS5/S7400	8059013	8059014	8059015	
		4A		PVC	BK	•	AL-WWAK5-L-AL-WAS5/P01BK	8081985	8081986	8081987	
		4A		PVC	GY	•	AL-WWAK5-L-AL-WAS5/P01	8051712	8051713	8051714	
		4A		PVC	GY	•	AL-WWAK5-L-AL-WAS5/P00	8051504	8051505	8051506	
5	60V	4A		PUR	BK	•	AL-WWAK4.5-L-AL-WAS4.5/S370	8050444	8044062	8044063	
		4A		PVC	GY	•	AL-WWAK4.5-L-AL-WAS4.5/P01	8051700	8051701	8051702	
		4A		PVC	GY	•	AL-WWAK4.5-L-AL-WAS4.5/P00	8051492	8051493	8051494	
8	30V	2A		PUR	BK	•	AL-WWAK8-L-AL-WAS8/S370	8048889	8046941	8046942	
		2A		PVC	GY	•	AL-WWAK8-L-AL-WAS8/P01	8051724	8051725	8051726	
		2A		PVC	GY	•	AL-WWAK8-L-AL-WAS8/P00	8051516	8051517	8051518	
12	30V	1.5A		PUR	BK	•	AL-WWAK12-L-AL-WAS12/S370	8051878	8046953	8046954	
		1.5A		PVC	GY	•	AL-WWAK12-L-AL-WAS12/P01	8051736	8051737	8051738	
		1.5A		PVC	GY	•	AL-WWAK12-L-AL-WAS12/P00	8051528	8051529	8051530	

* Standard cable-lengths for single-ended cordset: 2m, 5m, or 10m. For double-ended cordset: 1m, 2m, or 5m. Wire length for receptacles: 0.5m (0.2m for POWER). Other cable- and wire lengths are available upon request.

	Body				Cable			Item description	L = cable length*		
	Pins	U[max]	I[max]	LED	Material	Color	UL		2m / 1m	5m / 2m	10m / 5m
 Double-ended cordset female, M12x1, angled male, M12x1, angled	3	250V	4A		PUR	BK	•	AL-WWAK3-L-AL-WWAS3/S370	8049108	8044032	8044033
			4A		PUR	GY	•	AL-WWAK3-L-AL-WWAS3/S370GY	8059016	8059017	8059018
			4A		PUR	OG	•	AL-WWAK3-L-AL-WWAS3/S7400	8059025	8059026	8059027
			4A		PVC	BK	•	AL-WWAK3-L-AL-WWAS3/P01BK	8081955	8081956	8081957
			4A		PVC	GY	•	AL-WWAK3-L-AL-WWAS3/P01	8051671	8051670	8051672
			4A		PVC	GY		AL-WWAK3-L-AL-WWAS3/P00	8051462	8051463	8051464
	4	250V	4A		PUR	BK	•	AL-WWAK4-L-AL-WWAS4/S370	8051879	8044044	8044045
			4A		PUR	GY	•	AL-WWAK4-L-AL-WWAS4/S370GY	8059019	8059020	8059021
			4A		PUR	OG	•	AL-WWAK4-L-AL-WWAS4/S7400	8059028	8059029	8059030
			4A		PVC	BK	•	AL-WWAK4-L-AL-WWAS4/P01BK	8081967	8081968	8081969
			4A		PVC	GY	•	AL-WWAK4-L-AL-WWAS4/P01	8051682	8051683	8051684
			4A		PVC	GY		AL-WWAK4-L-AL-WWAS4/P00	8051474	8051475	8051476
	4+PE	60V	4A		PUR	BK	•	AL-WWAK5-L-AL-WWAS5/S370	8051881	8046034	8046035
			4A		PUR	GY	•	AL-WWAK5-L-AL-WWAS5/S370GY	8059022	8059023	8059024
			4A		PUR	OG	•	AL-WWAK5-L-AL-WWAS5/S7400	8059031	8059032	8059033
			4A		PVC	BK	•	AL-WWAK5-L-AL-WWAS5/P01BK	8081979	8081980	8081981
			4A		PVC	GY	•	AL-WWAK5-L-AL-WWAS5/P01	8051706	8051707	8051708
			4A		PVC	GY		AL-WWAK5-L-AL-WWAS5/P00	8051498	8051499	8051500
5	60V	4A		PUR	BK	•	AL-WWAK4.5-L-AL-WWAS4.5/S370	8051880	8044056	8044057	
		4A		PVC	GY	•	AL-WWAK4.5-L-AL-WWAS4.5/P01	8051694	8051695	8051696	
		4A		PVC	GY		AL-WWAK4.5-L-AL-WWAS4.5/P00	8051486	8051487	8051488	
8	30V	2A		PUR	BK	•	AL-WWAK8-L-AL-WWAS8/S370	8051882	8046935	8046936	
		2A		PVC	GY	•	AL-WWAK8-L-AL-WWAS8/P01	8051718	8051719	8051720	
		2A		PVC	GY		AL-WWAK8-L-AL-WWAS8/P00	8051510	8051511	8051512	
12	30V	1.5A		PUR	BK	•	AL-WWAK12-L-AL-WWAS12/S370	8051883	8046947	8046948	
		1.5A		PVC	GY	•	AL-WWAK12-L-AL-WWAS12/P01	8051730	8051731	8051732	
		1.5A		PVC	GY		AL-WWAK12-L-AL-WWAS12/P00	8051522	8051523	8051524	
 Double-ended cordset female, M12x1, angled, with LED male, M12x1, straight	3	30V	4A	3P2	PUR	BK	•	AL-WWAK3P2-L-AL-WAS3/S370	8048160	8045579	8045503
			4A	3P2	PUR	GY	•	AL-WWAK3P2-L-AL-WAS3/S370GY	8059046	8059047	8059048
			4A	3P2	PUR	OG	•	AL-WWAK3P2-L-AL-WAS3/S7400	8059067	8059068	8059069
			4A	3P2	PVC	BK	•	AL-WWAK3P2-L-AL-WAS3/P01BK	8081991	8081992	8081993
			4A	3P2	PVC	GY	•	AL-WWAK3P2-L-AL-WAS3/P01	8051745	8051746	8051747
			4A	3P2	PVC	GY		AL-WWAK3P2-L-AL-WAS3/P00	8051537	8051538	8051539

* Standard cable-lengths for single-ended cordset: 2m, 5m, or 10m. For double-ended cordset: 1m, 2m, or 5m. Wire length for receptacles: 0.5m (0.2m for POWER). Other cable- and wire lengths are available upon request.




	Body				Cable			UL	Item description	L = cable length*		
	Pins	U[max]	I[max]	LED	Material	Color	2m / 1m			5m / 2m	10m / 5m	
	4	30V	4A	4P2	PUR	BK	•	AL-WWAK4P2-L-AL-WAS4/S370	8043925	8045920	8045921	
			4A	4P2	PUR	GY	•	AL-WWAK4P2-L-AL-WAS4/S370GY	8059049	8059050	8059051	
	4	30V	4A	4P2	PUR	OG	•	AL-WWAK4P2-L-AL-WAS4/S7400	8059070	8059071	8059072	
			4A	4P2	PVC	BK	•	AL-WWAK4P2-L-AL-WAS4/P01BK	8081994	8081995	8081996	
			4A	4P2	PVC	GY	•	AL-WWAK4P2-L-AL-WAS4/P01	8051748	8051749	8051750	
			4A	4P2	PVC	GY		AL-WWAK4P2-L-AL-WAS4/P00	8051540	8051541	8051542	
			4A	4P3	PUR	BK	•	AL-WWAK4P3-L-AL-WAS4/S370	8049739	8045923	8045924	
			4A	4P3	PUR	GY	•	AL-WWAK4P3-L-AL-WAS4/S370GY	8059052	8059053	8059054	
			4A	4P3	PUR	OG	•	AL-WWAK4P3-L-AL-WAS4/S7400	8058054	8057297	8057321	
			4A	4P3	PVC	BK	•	AL-WWAK4P3-L-AL-WAS4/P01BK	8081997	8081998	8081999	
			4A	4P3	PVC	GY	•	AL-WWAK4P3-L-AL-WAS4/P01	8051751	8051752	8051753	
			4A	4P3	PVC	GY		AL-WWAK4P3-L-AL-WAS4/P00	8051543	8051545	8051544	
			4A	4P3.1	PUR	BK	•	AL-WWAK4P3.1-L-AL-WAS4/S370	8051884	8045926	8045927	
			4A	4P3.1	PUR	GY	•	AL-WWAK4P3.1-L-AL-WAS4/S370GY	8059055	8059056	8059057	
			4A	4P3.1	PUR	OG	•	AL-WWAK4P3.1-L-AL-WAS4/S7400	8059073	8059074	8059075	
			4A	4P3.1	PVC	BK	•	AL-WWAK4P3.1-L-AL-WAS4/P01BK	8082000	8082001	8082002	
			4A	4P3.1	PVC	GY	•	AL-WWAK4P3.1-L-AL-WAS4/P01	8051754	8051755	8051756	
			4A	4P3.1	PVC	GY		AL-WWAK4P3.1-L-AL-WAS4/P00	8051546	8051547	8051548	
			4A	4P3.2	PUR	BK	•	AL-WWAK4P3.2-L-AL-WAS4/S370	8048140	8045929	8045930	
			4A	4P3.2	PUR	GY	•	AL-WWAK4P3.2-L-AL-WAS4/S370GY	8059058	8059059	8059060	
			4A	4P3.2	PUR	OG	•	AL-WWAK4P3.2-L-AL-WAS4/S7400	8059076	8059077	8059078	
			4A	4P3.2	PVC	BK	•	AL-WWAK4P3.2-L-AL-WAS4/P01BK	8082004	8082005	8082006	
			4A	4P3.2	PVC	GY	•	AL-WWAK4P3.2-L-AL-WAS4/P01	8051757	8051758	8051759	
			4A	4P3.2	PVC	GY		AL-WWAK4P3.2-L-AL-WAS4/P00	8051549	8051550	8051551	
	4+PE	30V	4A	5P3	PUR	BK	•	AL-WWAK5P3-L-AL-WAS5/S370	8051885	8045581	8045583	
			4A	5P3	PUR	GY	•	AL-WWAK5P3-L-AL-WAS5/S370GY	8059061	8059062	8059063	
			4A	5P3	PUR	OG	•	AL-WWAK5P3-L-AL-WAS5/S7400	8059079	8059080	8059081	
			4A	5P3	PVC	BK	•	AL-WWAK5P3-L-AL-WAS5/P01BK	8082007	8082008	8082009	
			4A	5P3	PVC	GY	•	AL-WWAK5P3-L-AL-WAS5/P01	8051760	8051761	8051762	
			4A	5P3	PVC	GY		AL-WWAK5P3-L-AL-WAS5/P00	8051552	8051553	8051554	
			4A	5P3.1	PUR	BK	•	AL-WWAK5P3.1-L-AL-WAS5/S370	8045017	8045661	8045662	
			4A	5P3.1	PUR	GY	•	AL-WWAK5P3.1-L-AL-WAS5/S370GY	8059064	8059065	8059066	
			4A	5P3.1	PUR	OG	•	AL-WWAK5P3.1-L-AL-WAS5/S7400	8059082	8059083	8059084	
			4A	5P3.1	PVC	BK	•	AL-WWAK5P3.1-L-AL-WAS5/P01BK	8082010	8082011	8082012	
			4A	5P3.1	PVC	GY	•	AL-WWAK5P3.1-L-AL-WAS5/P01	8051763	8051764	8051765	
			4A	5P3.1	PVC	GY		AL-WWAK5P3.1-L-AL-WAS5/P00	8051555	8051556	8051557	

	Body					Cable			Item description	L = cable length*		
	Pins	U[max]	I[max]	LED	Material	Color	UL	2m / 1m		5m / 2m	10m / 5m	
 <p>Single-ended cordset female, M12x1, straight shielded</p>	3	250V	4A		PUR	BK	•	AL-WAKS3-L/S370	8046217	8046218	8046219	
			4A		PVC	GY	•	AL-WAKS3-L/P01	8051374	8051375	8051376	
			4A		PVC	GY		AL-WAKS3-L/P00	8051164	8051165	8051166	
	4	250V	4A		PUR	BK	•	AL-WAKS4-L/S370	8046229	8046230	8046231	
			4A		PVC	GY	•	AL-WAKS4-L/P01	8051386	8051387	8051388	
			4A		PVC	GY		AL-WAKS4-L/P00	8051176	8051177	8051178	
	5	60V	4A		PUR	BK	•	AL-WAKS4.5-L/S370	8045557	8046239	8046240	
			4A		PVC	GY		AL-WAKS4.5-L/P00	8051188	8051189	8051190	
			4A		PVC	GY	•	AL-WAKS4.5-L/P01	8051398	8051399	8051400	
	8	30V	2A		PUR	BK	•	AL-WAKS8-L/S370	8046990	8046991	8046992	
			2A		PVC	GY	•	AL-WAKS8-L/P01	8051410	8051411	8051412	
			2A		PVC	GY		AL-WAKS8-L/P00	8051200	8051201	8051202	
	12	30V	1.5A		PUR	BK	•	AL-WAKS12-L/S370	8047001	8047002	8047003	
			1.5A		PVC	GY	•	AL-WAKS12-L/P01	8051422	8051423	8051424	
			1.5A		PVC	GY		AL-WAKS12-L/P00	8051212	8051213	8051214	
 <p>Single-ended cordset female, M12x1, angled shielded</p>	3	250V	4A		PUR	BK	•	AL-WWAKS3-L/S370	8046220	8046221	8046222	
			4A		PVC	GY	•	AL-WWAKS3-L/P01	8051377	8051378	8051379	
			4A		PVC	GY		AL-WWAKS3-L/P00	8051167	8051168	8051169	
	4	250V	4A		PUR	BK	•	AL-WWAKS4-L/S370	8046232	8045279	8045280	
			4A		PVC	GY	•	AL-WWAKS4-L/P01	8051389	8051390	8051391	
			4A		PVC	GY		AL-WWAKS4-L/P00	8051179	8051180	8051181	
	5	60V	4A		PUR	BK	•	AL-WWAKS4.5-L/S370	8045558	8046242	8046243	
			4A		PVC	GY	•	AL-WWAKS4.5-L/P01	8051401	8051402	8051403	
			4A		PVC	GY		AL-WWAKS4.5-L/P00	8051191	8051192	8051193	
	8	30V	2A		PUR	BK	•	AL-WWAKS8-L/S370	8046993	8046994	8046995	
			2A		PVC	GY	•	AL-WWAKS8-L/P01	8051413	8051414	8051415	
			2A		PVC	GY		AL-WWAKS8-L/P00	8051203	8051204	8051205	
	12	30V	1.5A		PUR	BK	•	AL-WWAKS12-L/S370	8047004	8047005	8047006	
			1.5A		PVC	GY	•	AL-WWAKS12-L/P01	8051425	8051426	8051427	
			1.5A		PVC	GY		AL-WWAKS12-L/P00	8051216	8051217	8051218	





* Standard cable-lengths for single-ended cordset: 2m, 5m, or 10m. For double-ended cordset: 1m, 2m, or 5m. Wire length for receptacles: 0.5m (0.2m for POWER). Other cable- and wire lengths are available upon request.

	Body				Cable			Item description	L = cable length*		
	Pins	U[max]	I[max]	LED	Material	Color	UL		2m / 1m	5m / 2m	10m / 5m
 <p>Single-ended cordset male, M12x1, straight shielded</p>	3	250V	4A		PUR	BK	•	AL-WASS3-L/S370	8046223	8046224	8046225
			4A		PVC	GY	•	AL-WASS3-L/P01	8051380	8051381	8051382
			4A		PVC	GY		AL-WASS3-L/P00	8051170	8051171	8051172
	4	250V	4A		PUR	BK	•	AL-WASS4-L/S370	8046233	8046234	8046235
			4A		PVC	GY	•	AL-WASS4-L/P01	8051392	8051393	8051394
			4A		PVC	GY		AL-WASS4-L/P00	8051182	8051183	8051184
	5	60V	4A		PUR	BK	•	AL-WASS4.5-L/S370	8045559	8046244	8046245
			4A		PVC	GY	•	AL-WASS4.5-L/P01	8051404	8051405	8051406
			4A		PVC	GY		AL-WASS4.5-L/P00	8051194	8051195	8051196
	8	30V	2A		PUR	BK	•	AL-WASS8-L/S370	8046807	8046996	8046997
			2A		PVC	GY	•	AL-WASS8-L/P01	8051416	8051417	8051418
			2A		PVC	GY		AL-WASS8-L/P00	8051206	8051207	8051208
12	30V	1.5A		PUR	BK	•	AL-WASS12-L/S370	8047007	8047008	8047009	
		1.5A		PVC	GY	•	AL-WASS12-L/P01	8051428	8051429	8051430	
		1.5A		PVC	GY		AL-WASS12-L/P00	8051219	8051220	8051221	
 <p>Single-ended cordset male, M12x1, angled shielded</p>	3	250V	4A		PUR	BK	•	AL-WWASS3-L/S370	8046226	8046227	8046228
			4A		PVC	GY	•	AL-WWASS3-L/P01	8051383	8051384	8051385
			4A		PVC	GY		AL-WWASS3-L/P00	8051173	8051174	8051175
	4	250V	4A		PUR	BK	•	AL-WWASS4-L/S370	8046236	8046237	8046238
			4A		PVC	GY	•	AL-WWASS4-L/P01	8051395	8051396	8051397
			4A		PVC	GY		AL-WWASS4-L/P00	8051185	8051186	8051187
	5	60V	4A		PUR	BK	•	AL-WWASS4.5-L/S370	8045560	8044617	8044618
			4A		PVC	GY	•	AL-WWASS4.5-L/P01	8051407	8051408	8051409
			4A		PVC	GY		AL-WWASS4.5-L/P00	8051198	8051197	8051199
	8	30V	2A		PUR	BK	•	AL-WWASS8-L/S370	8046998	8046999	8047000
			2A		PVC	GY	•	AL-WWASS8-L/P01	8051419	8051420	8051421
			2A		PVC	GY		AL-WWASS8-L/P00	8051209	8051210	8051211
12	30V	1.5A		PUR	BK	•	AL-WWASS12-L/S370	8047010	8047011	8047012	
		1.5A		PVC	GY	•	AL-WWASS12-L/P01	8051431	8051432	8051433	
		1.5A		PVC	GY		AL-WWASS12-L/P00	8051222	8051223	8051224	



* Standard cable-lengths for single-ended cordset: 2m, 5m, or 10m. For double-ended cordset: 1m, 2m, or 5m. Wire length for receptacles: 0.5m (0.2m for POWER). Other cable- and wire lengths are available upon request.

		Body				Cable			Item description	L = cable length*		
		Pins	U[max]	I[max]	LED	Material	Color	UL		2m / 1m	5m / 2m	10m / 5m
	Double-ended cordset female, M12x1, straight	3	250V	4A		PUR	BK	•	AL-WAKS3-L-AL-WASS3/S370	8051886	8046270	8046271
				4A		PVC	GY	•	AL-WAKS3-L-AL-WASS3/P01	8051790	8051791	8051792
				4A		PVC	GY		AL-WAKS3-L-AL-WASS3/P00	8051582	8051583	8051584
		4	250V	4A		PUR	BK	•	AL-WAKS4-L-AL-WASS4/S370	8048241	8046282	8046283
				4A		PVC	GY	•	AL-WAKS4-L-AL-WASS4/P01	8051802	8051803	8051804
				4A		PVC	GY		AL-WAKS4-L-AL-WASS4/P00	8051594	8051595	8051596
		5	60V	4A		PUR	BK	•	AL-WAKS4.5-L-AL-WASS4.5/S370	8047973	8046294	8046295
				4A		PVC	GY	•	AL-WAKS4.5-L-AL-WASS4.5/P01	8051814	8051815	8051816
				4A		PVC	GY		AL-WAKS4.5-L-AL-WASS4.5/P00	8051606	8051607	8051608
		8	30V	2A		PUR	BK	•	AL-WAKS8-L-AL-WASS8/S370	8051887	8046968	8047013
				2A		PVC	GY	•	AL-WAKS8-L-AL-WASS8/P01	8051826	8051827	8051828
				2A		PVC	GY		AL-WAKS8-L-AL-WASS8/P00	8051618	8051619	8051620
12	30V	1.5A		PUR	BK	•	AL-WAKS12-L-AL-WASS12/S370	8051888	8047024	8047025		
		1.5A		PVC	GY	•	AL-WAKS12-L-AL-WASS12/P01	8051838	8051839	8051840		
		1.5A		PVC	GY		AL-WAKS12-L-AL-WASS12/P00	8051630	8051631	8051632		
 	Double-ended cordset female, M12x1, straight male, M12x1, angled shielded	3	250V	4A		PUR	BK	•	AL-WAKS3-L-AL-WWASS3/S370	8051889	8046276	8046277
				4A		PVC	GY	•	AL-WAKS3-L-AL-WWASS3/P01	8051796	8051797	8051798
				4A		PVC	GY		AL-WAKS3-L-AL-WWASS3/P00	8051588	8051589	8051590
		4	250V	4A		PUR	BK	•	AL-WAKS4-L-AL-WWASS4/S370	8048802	8046288	8046289
				4A		PVC	GY	•	AL-WAKS4-L-AL-WWASS4/P01	8051808	8051809	8051810
				4A		PVC	GY		AL-WAKS4-L-AL-WWASS4/P00	8051600	8051601	8051602
		5	60V	4A		PUR	BK	•	AL-WAKS4.5-L-AL-WWASS4.5/S370	8051890	8046300	8046301
				4A		PVC	GY	•	AL-WAKS4.5-L-AL-WWASS4.5/P01	8051820	8051821	8051822
				4A		PVC	GY		AL-WAKS4.5-L-AL-WWASS4.5/P00	8051612	8051613	8051614
		8	30V	2A		PUR	BK	•	AL-WAKS8-L-AL-WWASS8/S370	8051891	8047018	8047019
				2A		PVC	GY	•	AL-WAKS8-L-AL-WWASS8/P01	8051832	8051833	8051834
				2A		PVC	GY		AL-WAKS8-L-AL-WWASS8/P00	8051624	8051625	8051626
		12	30V	1.5A		PUR	BK	•	AL-WAKS12-L-AL-WWASS12/S370	8051892	8047030	8047031
				1.5A		PVC	GY	•	AL-WAKS12-L-AL-WWASS12/P01	8051844	8051845	8051846
				1.5A		PVC	GY		AL-WAKS12-L-AL-WWASS12/P00	8051636	8051637	8051638



* Standard cable-lengths for single-ended cordset: 2m, 5m, or 10m. For double-ended cordset: 1m, 2m, or 5m. Wire length for receptacles: 0.5m (0.2m for POWER). Other cable- and wire lengths are available upon request.

	Body				Cable			Item description	L = cable length*		
	Pins	U[max]	I[max]	LED	Material	Color	UL		2m / 1m	5m / 2m	10m / 5m
  <p>Double-ended cordset female, M12x1, angled male, M12x1, straight shielded</p>	3	250V	4A		PUR	BK	•	AL-WWAKS3-L-AL-WASS3/S370	8051904	8046279	8046280
			4A		PVC	GY	•	AL-WWAKS3-L-AL-WASS3/P01	8051799	8051800	8051801
			4A		PVC	GY		AL-WWAKS3-L-AL-WASS3/P00	8051591	8051592	8051593
	4	250V	4A		PUR	BK	•	AL-WWAKS4-L-AL-WASS4/S370	8049426	8046291	8046292
			4A		PVC	GY	•	AL-WWAKS4-L-AL-WASS4/P01	8051811	8051812	8051813
			4A		PVC	GY		AL-WWAKS4-L-AL-WASS4/P00	8051603	8051604	8051605
	5	60V	4A		PUR	BK	•	AL-WWAKS4.5-L-AL-WASS4.5/S370	8051897	8046303	8046304
			4A		PVC	GY	•	AL-WWAKS4.5-L-AL-WASS4.5/P01	8051823	8051824	8051825
			4A		PVC	GY		AL-WWAKS4.5-L-AL-WASS4.5/P00	8051615	8051616	8051617
	8	30V	2A		PUR	BK	•	AL-WWAKS8-L-AL-WASS8/S370	8051898	8047021	8047022
			2A		PVC	GY	•	AL-WWAKS8-L-AL-WASS8/P01	8051835	8051836	8051837
			2A		PVC	GY		AL-WWAKS8-L-AL-WASS8/P00	8051627	8051628	8051629
12	30V	1.5A		PUR	BK	•	AL-WWAKS12-L-AL-WASS12/S370	8051899	8047033	8047034	
		1.5A		PVC	GY	•	AL-WWAKS12-L-AL-WASS12/P01	8051847	8051848	8051849	
		1.5A		PVC	GY		AL-WWAKS12-L-AL-WASS12/P00	8051639	8051640	8051641	
  <p>Double-ended cordset female, M12x1, angled male, M12x1, angled shielded</p>	3	250V	4A		PUR	BK	•	AL-WWAKS3-L-AL-WWASS3/S370	8051900	8046273	8046274
			4A		PVC	GY		AL-WWAKS3-L-AL-WWASS3/P00	8051585	8051586	8051587
			4A		PVC	GY	•	AL-WWAKS3-L-AL-WWASS3/P01	8051793	8051794	8051795
	4	250V	4A		PUR	BK	•	AL-WWAKS4-L-AL-WWASS4/S370	8051901	8046285	8046286
			4A		PVC	GY	•	AL-WWAKS4-L-AL-WWASS4/P01	8051805	8051806	8051807
			4A		PVC	GY		AL-WWAKS4-L-AL-WWASS4/P00	8051597	8051598	8051599
	5	60V	4A		PUR	BK	•	AL-WWAKS4.5-L-AL-WWASS4.5/S370	8051902	8046297	8046298
			4A		PVC	GY	•	AL-WWAKS4.5-L-AL-WWASS4.5/P01	8051817	8051818	8051819
			4A		PVC	GY		AL-WWAKS4.5-L-AL-WWASS4.5/P00	8051609	8051610	8051611
	8	30V	2A		PUR	BK	•	AL-WWAKS8-L-AL-WWASS8/S370	8048908	8047015	8047016
			2A		PVC	GY	•	AL-WWAKS8-L-AL-WWASS8/P01	8051829	8051830	8051831
			2A		PVC	GY		AL-WWAKS8-L-AL-WWASS8/P00	8051621	8051622	8051623
12	30V	1.5A		PUR	BK	•	AL-WWAKS12-L-AL-WWASS12/S370	8051903	8047027	8047028	
		1.5A		PVC	GY	•	AL-WWAKS12-L-AL-WWASS12/P01	8051841	8051842	8051843	
		1.5A		PVC	GY		AL-WWAKS12-L-AL-WWASS12/P00	8051633	8051634	8051635	



* Standard cable-lengths for single-ended cordset: 2m, 5m, or 10m. For double-ended cordset: 1m, 2m, or 5m. Wire length for receptacles: 0.5m (0.2m for POWER). Other cable- and wire lengths are available upon request.

	Body				Cable			Item description	L = cable length*		
	Pins	U[max]	I[max]	LED	Material	Color	UL		2m / 1m	5m / 2m	10m / 5m
 Single-ended cordset female, M8x1, straight	3	60V	4A	PUR	BK	•	AL-SKP3-L/S370	8043748	8043749	8043750	
			4A	PUR	BK	•	AL-SKP3-L/S400	8075430	8075431	8075432	
			4A	PUR	GY	•	AL-SKP3-L/S370GY	8059110	8059111	8059112	
			4A	PUR	OG	•	AL-SKP3-L/S7400	8059113	8059114	8059115	
			4A	PVC	BK	•	AL-SKP3-L/P01BK	8081823	8081824	8081825	
			4A	PVC	GY	•	AL-SKP3-L/P01	8051226	8051227	8051228	
			4A	PVC	GY		AL-SKP3-L/P00	8048639	8048640	8048641	
	4	60V	4A	PUR	BK	•	AL-SKP4-L/S370	8043760	8043761	8043762	
			4A	PUR	BK	•	AL-SKP4-L/S400	8075445	8075446	8075447	
			4A	PUR	GY	•	AL-SKP4-L/S370GY	8067754	8067755	8067756	
			4A	PUR	OG	•	AL-SKP4-L/S7400	8066417	8067456	8067457	
			4A	PVC	BK	•	AL-SKP4-L/P01BK	8081835	8081836	8081837	
			4A	PVC	GY	•	AL-SKP4-L/P01	8051238	8051239	8051240	
			4A	PVC	GY		AL-SKP4-L/P00	8048645	8048646	8048647	
5	30V	3A	PUR	BK	•	AL-SKP4.5-L/S370	8051859	8051858	8051860		
		3A	PUR	BK	•	AL-SKP4.5-L/S400	8075460	8075461	8075462		
		3A	PVC	GY		AL-SKP4.5-L/P00	8047045	8051850	8051851		
 Single-ended cordset female, M8x1, angled	3	60V	4A	PUR	BK	•	AL-SWKP3-L/S370	8043751	8043752	8043753	
			4A	PUR	BK	•	AL-SWKP3-L/S400	8075436	8075437	8075438	
			4A	PUR	GY	•	AL-SWKP3-L/S370GY	8059116	8059117	8059118	
			4A	PUR	OG	•	AL-SWKP3-L/S7400	8059119	8059120	8059121	
			4A	PVC	BK	•	AL-SWKP3-L/P01BK	8081826	8081827	8081828	
			4A	PVC	GY	•	AL-SWKP3-L/P01	8051229	8051230	8051231	
			4A	PVC	GY		AL-SWKP3-L/P00	8048642	8048643	8048644	
	4	60V	4A	PUR	BK	•	AL-SWKP4-L/S370	8043763	8043764	8043765	
			4A	PUR	BK	•	AL-SWKP4-L/S400	8075451	8075452	8075453	
			4A	PUR	GY	•	AL-SWKP4-L/S370GY	8067770	8067774	8067775	
			4A	PUR	OG	•	AL-SWKP4-L/S7400	8067467	8067468	8067469	
			4A	PVC	BK	•	AL-SWKP4-L/P01BK	8081838	8081839	8081840	
			4A	PVC	GY	•	AL-SWKP4-L/P01	8051241	8051242	8051243	
			4A	PVC	GY		AL-SWKP4-L/P00	8048648	8048649	8048650	
5	30V	3A	PUR	BK	•	AL-SWKP4.5-L/S370	8051861	8051862	8051863		
		3A	PUR	BK	•	AL-SWKP4.5-L/S400	8075466	8075467	8075468		
		3A	PVC	GY		AL-SWKP4.5-L/P00	8047049	8051852	8051853		




* Standard cable-lengths for single-ended cordset: 2m, 5m, or 10m. For double-ended cordset: 1m, 2m, or 5m. Wire length for receptacles: 0.5m (0.2m for POWER). Other cable- and wire lengths are available upon request.

		Body				Cable			Item description	L = cable length*		
		Pins	U[max]	I[max]	LED	Material	Color	UL		2m / 1m	5m / 2m	10m / 5m
	Single-ended cordset female, M8x1, angled, with LED	3	30V	3A	3P2	PUR	BK	•	AL-SWKP3P2-L/S370	8045344	8045419	8045420
				3A	3P2	PUR	BK	•	AL-SWKP3P2-L/S400	8075439	8075440	8075441
				3A	3P2	PUR	GY	•	AL-SWKP3P2-L/S370GY	8059122	8059123	8059124
				3A	3P2	PUR	OG	•	AL-SWKP3P2-L/S7400	8059125	8059126	8059127
				3A	3P2	PVC	BK	•	AL-SWKP3P2-L/P01BK	8081883	8081884	8081885
				3A	3P2	PVC	GY	•	AL-SWKP3P2-L/P01	8051322	8051323	8051324
				3A	3P2	PVC	GY		AL-SWKP3P2-L/P00	8051113	8051114	8051115
		4	30V	3A	4P2	PUR	BK	•	AL-SWKP4P2-L/S370	8045345	8045421	8045422
				3A	4P2	PUR	BK	•	AL-SWKP4P2-L/S400	8075454	8075455	8075456
				3A	4P2	PUR	GY	•	AL-SWKP4P2-L/S370GY	8067809	8067810	8067811
				3A	4P2	PUR	OG	•	AL-SWKP4P2-L/S7400	8067532	8067533	8067534
				3A	4P2	PVC	BK	•	AL-SWKP4P2-L/P01BK	8081886	8081887	8081888
				3A	4P2	PVC	GY	•	AL-SWKP4P2-L/P01	8051325	8051326	8051327
3A	4P2			PVC	GY		AL-SWKP4P2-L/P00	8051116	8051117	8051118		
	Single-ended cordset male, M8x1, straight	3	60V	4A		PUR	BK	•	AL-SSP3-L/S370	8043754	8043755	8043756
				4A		PUR	BK	•	AL-SSP3-L/S400	8075433	8075434	8075435
				4A		PUR	GY	•	AL-SSP3-L/S370GY	8059152	8059153	8059154
				4A		PUR	OG	•	AL-SSP3-L/S7400	8059155	8059156	8059157
				4A		PVC	BK	•	AL-SSP3-L/P01BK	8081829	8081830	8081831
				4A		PVC	GY	•	AL-SSP3-L/P01	8051232	8051233	8051234
				4A		PVC	GY		AL-SSP3-L/P00	8051031	8051032	8051033
		4	60V	4A		PUR	BK	•	AL-SSP4-L/S370	8043766	8043767	8043768
				4A		PUR	BK	•	AL-SSP4-L/S400	8075448	8075449	8075450
				4A		PUR	GY	•	AL-SSP4-L/S370GY	8067758	8067760	8067762
				4A		PUR	OG	•	AL-SSP4-L/S7400	8067458	8067460	8067461
				4A		PVC	BK	•	AL-SSP4-L/P01BK	8081841	8081842	8081843
				4A		PVC	GY	•	AL-SSP4-L/P01	8051244	8051245	8051246
				4A		PVC	GY		AL-SSP4-L/P00	8051037	8051038	8051039
5	30V	3A		PUR	BK	•	AL-SSP4.5-L/S370	8050052	8050053	8050054		
		3A		PUR	BK	•	AL-SSP4.5-L/S400	8075463	8075464	8075465		
		3A		PVC	GY		AL-SSP4.5-L/P00	8047066	8050044	8050045		




* Standard cable-lengths for single-ended cordset: 2m, 5m, or 10m. For double-ended cordset: 1m, 2m, or 5m. Wire length for receptacles: 0.5m (0.2m for POWER). Other cable- and wire lengths are available upon request.

	Body				Cable			Item description	L = cable length*		
	Pins	U[max]	I[max]	LED	Material	Color	UL		2m / 1m	5m / 2m	10m / 5m
 Single-ended cordset male, M8x1, angled	3	60V	4A	PUR	BK	•	AL-SWSP3-L/S370	8043757	8043758	8043759	
			4A	PUR	BK	•	AL-SWSP3-L/S400	8075442	8075443	8075444	
			4A	PUR	GY	•	AL-SWSP3-L/S370GY	8059158	8059159	8059160	
			4A	PUR	OG	•	AL-SWSP3-L/S7400	8059161	8059162	8059163	
			4A	PVC	BK	•	AL-SWSP3-L/P01BK	8081832	8081833	8081834	
			4A	PVC	GY	•	AL-SWSP3-L/P01	8051235	8051236	8051237	
			4A	PVC	GY		AL-SWSP3-L/P00	8051034	8051035	8051036	
	4	60V	4A	PUR	BK	•	AL-SWSP4-L/S370	8043769	8043770	8043771	
			4A	PUR	BK	•	AL-SWSP4-L/S400	8075457	8075458	8075459	
			4A	PUR	GY	•	AL-SWSP4-L/S370GY	8067763	8067764	8067768	
			4A	PUR	OG	•	AL-SWSP4-L/S7400	8067462	8067463	8067464	
			4A	PVC	BK	•	AL-SWSP4-L/P01BK	8081844	8081845	8081846	
			4A	PVC	GY	•	AL-SWSP4-L/P01	8051247	8051248	8051249	
			4A	PVC	GY		AL-SWSP4-L/P00	8051040	8051041	8051042	
	5	30V	3A	PUR	BK	•	AL-SWSP4.5-L/S370	8050055	8050056	8050057	
			3A	PUR	BK	•	AL-SWSP4.5-L/S400	8075469	8075470	8075471	
			3A	PVC	GY		AL-SWSP4.5-L/P00	8047050	8050046	8050047	
 Double-ended cordset female, M8x1, straight	3	60V	4A	PUR	BK	•	AL-SKP3-L-AL-SSP3/S370	8044811	8044002	8044003	
			4A	PUR	GY	•	AL-SKP3-L-AL-SSP3/S370GY	8059176	8059177	8059178	
			4A	PUR	OG	•	AL-SKP3-L-AL-SSP3/S7400	8059179	8059180	8059181	
			4A	PVC	BK	•	AL-SKP3-L-AL-SSP3/P01BK	8081927	8081928	8081929	
			4A	PVC	GY	•	AL-SKP3-L-AL-SSP3/P01	8051642	8051643	8051644	
			4A	PVC	GY		AL-SKP3-L-AL-SSP3/P00	8051434	8051435	8051436	
	4	60V	4A	PUR	BK	•	AL-SKP4-L-AL-SSP4/S370	8045944	8044017	8044018	
			4A	PUR	GY	•	AL-SKP4-L-AL-SSP4/S370GY	8067813	8067904	8067909	
			4A	PUR	OG	•	AL-SKP4-L-AL-SSP4/S7400	8067535	8067537	8067549	
			4A	PVC	BK	•	AL-SKP4-L-AL-SSP4/P01BK	8081940	8081941	8081942	
			4A	PVC	GY	•	AL-SKP4-L-AL-SSP4/P01	8051655	8051656	8051657	
			4A	PVC	GY		AL-SKP4-L-AL-SSP4/P00	8051447	8051448	8051449	
	5	30V	3A	PUR	BK	•	AL-SKP4.5-L-AL-SSP4.5/S370	8052755	8052756	8052757	
			3A	PVC	GY		AL-SKP4.5-L-AL-SSP4.5/P00	8052860	8042846	8042848	





* Standard cable-lengths for single-ended cordset: 2m, 5m, or 10m. For double-ended cordset: 1m, 2m, or 5m. Wire length for receptacles: 0.5m (0.2m for POWER). Other cable- and wire lengths are available upon request.

	Body				Cable			Item description	L = cable length*		
	Pins	U[max]	I[max]	LED	Material	Color	UL		2m / 1m	5m / 2m	10m / 5m
 Double-ended cordset female, M8x1, straight	3	60V	4A		PUR	BK	•	AL-SKP3-L-AL-SWSP3/S370	8051913	8044011	8044012
			4A		PUR	GY	•	AL-SKP3-L-AL-SWSP3/S370GY	8059182	8059183	8059184
			4A		PUR	OG	•	AL-SKP3-L-AL-SWSP3/S7400	8059185	8059186	8059188
			4A		PVC	BK	•	AL-SKP3-L-AL-SWSP3/P01BK	8081933	8081934	8081936
			4A		PVC	GY	•	AL-SKP3-L-AL-SWSP3/P01	8051649	8051650	8051651
			4A		PVC	GY		AL-SKP3-L-AL-SWSP3/P00	8051440	8051441	8051442
	3	60V	4A		PUR	BK	•	AL-SKP4-L-AL-SWSP4/S370	8046587	8044023	8044024
			4A		PUR	GY	•	AL-SKP4-L-AL-SWSP4/S370GY	8067914	8067915	8067917
			4A		PUR	OG	•	AL-SKP4-L-AL-SWSP4/S7400	8067559	8067560	8067633
			4A		PVC	BK	•	AL-SKP4-L-AL-SWSP4/P01BK	8081946	8081947	8081948
			4A		PVC	GY	•	AL-SKP4-L-AL-SWSP4/P01	8051661	8051662	8051663
			4A		PVC	GY		AL-SKP4-L-AL-SWSP4/P00	8051453	8051454	8051455
 Double-ended cordset female, M8x1, angled	3	30V	3A		PUR	BK	•	AL-SKP4.5-L-AL-SWSP4.5/S370	8052764	8052765	8052766
			3A		PVC	GY		AL-SKP4.5-L-AL-SWSP4.5/P00	8042859	8042860	8042861
 Double-ended cordset female, M8x1, straight	3	60V	4A		PUR	BK	•	AL-SWKP3-L-AL-SSP3/S370	8044842	8044014	8044015
			4A		PUR	GY	•	AL-SWKP3-L-AL-SSP3/S370GY	8059189	8059190	8059191
			4A		PUR	OG	•	AL-SWKP3-L-AL-SSP3/S7400	8059192	8059193	8059194
			4A		PVC	BK	•	AL-SWKP3-L-AL-SSP3/P01BK	8081937	8081938	8081939
			4A		PVC	GY	•	AL-SWKP3-L-AL-SSP3/P01	8051652	8051653	8051654
			4A		PVC	GY		AL-SWKP3-L-AL-SSP3/P00	8051444	8051445	8051446
	4	60V	4A		PUR	BK	•	AL-SWKP4-L-AL-SSP4/S370	8046576	8044026	8044027
			4A		PUR	GY	•	AL-SWKP4-L-AL-SSP4/S370GY	8067918	8067920	8067967
			4A		PUR	OG	•	AL-SWKP4-L-AL-SSP4/S7400	8067634	8067641	8067648
			4A		PVC	BK	•	AL-SWKP4-L-AL-SSP4/P01BK	8081949	8081950	8081951
			4A		PVC	GY	•	AL-SWKP4-L-AL-SSP4/P01	8051664	8051665	8051666
			4A		PVC	GY		AL-SWKP4-L-AL-SSP4/P00	8051456	8051457	8051458
5	30V	3A		PUR	BK	•	AL-SWKP4.5-L-AL-SSP4.5/S370	8052761	8052762	8052763	
		3A		PVC	GY		AL-SWKP4.5-L-AL-SSP4.5/P00	8042855	8050039	8042857	




* Standard cable-lengths for single-ended cordset: 2m, 5m, or 10m. For double-ended cordset: 1m, 2m, or 5m. Wire length for receptacles: 0.5m (0.2m for POWER). Other cable- and wire lengths are available upon request.

		Body				Cable			Item description	L = cable length*		
		Pins	U[max]	I[max]	LED	Material	Color	UL		2m / 1m	5m / 2m	10m / 5m
	Double-ended cordset female, M8x1, angled	3	60V	4A		PUR	BK	•	AL-SWKP3-L-AL-SWSP3/S370	8046572	8044008	8044009
				4A		PUR	GY	•	AL-SWKP3-L-AL-SWSP3/S370GY	8059195	8059196	8059197
				4A		PUR	OG	•	AL-SWKP3-L-AL-SWSP3/S7400	8059198	8059199	8059200
				4A		PVC	BK	•	AL-SWKP3-L-AL-SWSP3/P01BK	8081930	8081931	8081932
				4A		PVC	GY	•	AL-SWKP3-L-AL-SWSP3/P01	8051646	8051647	8051648
				4A		PVC	GY		AL-SWKP3-L-AL-SWSP3/P00	8051437	8051438	8051439
	Double-ended cordset male, M8x1, angled	4	60V	4A		PUR	BK	•	AL-SWKP4-L-AL-SWSP4/S370	8046573	8044020	8044021
				4A		PUR	GY	•	AL-SWKP4-L-AL-SWSP4/S370GY	8067910	8067912	8067913
				4A		PUR	OG	•	AL-SWKP4-L-AL-SWSP4/S7400	8067554	8067555	8067556
				4A		PVC	BK	•	AL-SWKP4-L-AL-SWSP4/P01BK	8081943	8081944	8081945
				4A		PVC	GY	•	AL-SWKP4-L-AL-SWSP4/P01	8051658	8051659	8051660
				4A		PVC	GY		AL-SWKP4-L-AL-SWSP4/P00	8051450	8051451	8051452
	Double-ended cordset female, M8x1, angled, with LED	3	30V	3A	3P2	PUR	BK	•	AL-SWKP3P2-L-AL-SSP3/S370	8047130	8045932	8045933
				3A	3P2	PUR	GY	•	AL-SWKP3P2-L-AL-SSP3/S370GY	8059201	8059202	8059203
				3A	3P2	PUR	OG	•	AL-SWKP3P2-L-AL-SSP3/S7400	8059204	8059205	8059206
				3A	3P2	PVC	BK	•	AL-SWKP3P2-L-AL-SSP3/P01BK	8082071	8082072	8082073
				3A	3P2	PVC	GY	•	AL-SWKP3P2-L-AL-SSP3/P01	8051739	8051740	8051741
				3A	3P2	PVC	GY		AL-SWKP3P2-L-AL-SSP3/P00	8051531	8051532	8051533
	Double-ended cordset male, M8x1, straight	4	30V	3A	4P2	PUR	BK	•	AL-SWKP4P2-L-AL-SSP4/S370	8049863	8045935	8045936
				3A	4P2	PUR	GY	•	AL-SWKP4P2-L-AL-SSP4/S370GY	8067968	8067969	8067970
				3A	4P2	PUR	OG	•	AL-SWKP4P2-L-AL-SSP4/S7400	8067649	8067703	8067704
				3A	4P2	PVC	BK	•	AL-SWKP4P2-L-AL-SSP4/P01BK	8081988	8081989	8081990
				3A	4P2	PVC	GY	•	AL-SWKP4P2-L-AL-SSP4/P01	8051742	8051743	8051744
				3A	4P2	PVC	GY		AL-SWKP4P2-L-AL-SSP4/P00	8051534	8051535	8051536
	Single-ended cordset female, M8x1, straight shielded	3	60V	4A		PUR	BK	•	AL-SKPS3-L/S370	8046192	8046193	8046194
				4A		PVC	GY	•	AL-SKPS3-L/P01	8051349	8051350	8051351
				4A		PVC	GY		AL-SKPS3-L/P00	8051140	8051141	8051142
	Single-ended cordset male, M8x1, straight shielded	4	60V	4A		PUR	BK	•	AL-SKPS4-L/S370	8046204	8046205	8046206
				4A		PVC	GY	•	AL-SKPS4-L/P01	8051362	8051363	8051364
				4A		PVC	GY		AL-SKPS4-L/P00	8051152	8051153	8051154
	Single-ended cordset female, M8x1, straight shielded	5	30V	3A		PUR	BK	•	AL-SKPS4.5-L/S370	8047058	8051864	8051865
				3A		PVC	GY		AL-SKPS4.5-L/P00	8047046	8051854	8051855



* Standard cable-lengths for single-ended cordset: 2m, 5m, or 10m. For double-ended cordset: 1m, 2m, or 5m. Wire length for receptacles: 0.5m (0.2m for POWER). Other cable- and wire lengths are available upon request.

		Body				Cable				L = cable length*		
		Pins	U[max]	I[max]	LED	Material	Color	UL	Item description	2m / 1m	5m / 2m	10m / 5m
	Single-ended cordset female, M8x1, angled shielded	3	60V	4A		PUR	BK	•	AL-SWKPS3-L/S370	8046195	8046196	8046197
				4A		PVC	GY	•	AL-SWKPS3-L/P01	8051353	8051354	8051355
				4A		PVC	GY		AL-SWKPS3-L/P00	8051143	8051144	8051145
		4	60V	4A		PUR	BK	•	AL-SWKPS4-L/S370	8046207	8046208	8046209
				4A		PVC	GY	•	AL-SWKPS4-L/P01	8051365	8051366	8051367
				4A		PVC	GY		AL-SWKPS4-L/P00	8051155	8051156	8051157
		5	30V	3A		PUR	BK	•	AL-SWKPS4.5-L/S370	8047060	8051866	8051867
				3A		PVC	GY		AL-SWKPS4.5-L/P00	8047051	8051856	8051857
			Single-ended cordset male, M8x1, straight shielded	3	60V	4A		PUR	BK	•	AL-SSPS3-L/S370	8046198
4A						PVC	GY	•	AL-SSPS3-L/P01	8051356	8051357	8051358
4A						PVC	GY		AL-SSPS3-L/P00	8051146	8051147	8051148
4	60V			4A		PUR	BK	•	AL-SSPS4-L/S370	8046210	8046211	8046212
				4A		PVC	GY	•	AL-SSPS4-L/P01	8051368	8051369	8051370
				4A		PVC	GY		AL-SSPS4-L/P00	8051158	8051159	8051160
5	30V			3A		PUR	BK	•	AL-SSPS4.5-L/S370	8047061	8050058	8050059
				3A		PVC	GY		AL-SSPS4.5-L/P00	8047048	8050048	8050049
	Single-ended cordset male, M8x1, angled shielded			3	60V	4A		PUR	BK	•	AL-SWSPS3-L/S370	8046201
		4A				PVC	GY	•	AL-SWSPS3-L/P01	8051359	8051360	8051361
		4A				PVC	GY		AL-SWSPS3-L/P00	8051149	8051150	8051151
		4	60V	4A		PUR	BK	•	AL-SWSPS4-L/S370	8046214	8046215	8046216
				4A		PVC	GY	•	AL-SWSPS4-L/P01	8051371	8051372	8051373
				4A		PVC	GY		AL-SWSPS4-L/P00	8051161	8051162	8051163
		5	30V	3A		PUR	BK	•	AL-SWSPS4.5-L/S370	8047062	8050060	8050061
				3A		PVC	GY		AL-SWSPS4.5-L/P00	8047052	8050050	8050051
		 	Double-ended cordset female, M8x1, straight shielded male, M8x1, straight shielded	3	60V	4A		PUR	BK	•	AL-SKPS3-L-AL-SSPS3/S370	8051896
4A						PVC	GY	•	AL-SKPS3-L-AL-SSPS3/P01	8051766	8051767	8051768
4A						PVC	GY		AL-SKPS3-L-AL-SSPS3/P00	8051558	8051559	8051560
4	60V			4A		PUR	BK	•	AL-SKPS4-L-AL-SSPS4/S370	8051914	8046258	8046259
				4A		PVC	GY	•	AL-SKPS4-L-AL-SSPS4/P01	8051778	8051779	8051780
				4A		PVC	GY		AL-SKPS4-L-AL-SSPS4/P00	8051570	8051571	8051572
5	30V			3A		PUR	BK	•	AL-SKPS4.5-L-AL-SSPS4.5/S370	8052768	8052769	8052770
				3A		PVC	GY		AL-SKPS4.5-L-AL-SSPS4.5/P00	8042863	8042864	8042865



* Standard cable-lengths for single-ended cordset: 2m, 5m, or 10m. For double-ended cordset: 1m, 2m, or 5m. Wire length for receptacles: 0.5m (0.2m for POWER). Other cable- and wire lengths are available upon request.

		Body				Cable			Item description	L = cable length*		
		Pins	U[max]	I[max]	LED	Material	Color	UL		2m / 1m	5m / 2m	10m / 5m
	Double-ended cordset female, M8x1, straight	3	60V	4A	PUR	BK	•	AL-SKPS3-L-AL-SWSPS3/S370	8051915	8046252	8046253	
				4A	PVC	GY	•	AL-SKPS3-L-AL-SWSPS3/P01	8051772	8051773	8051774	
				4A	PVC	GY		AL-SKPS3-L-AL-SWSPS3/P00	8051564	8051565	8051566	
		4	60V	4A	PUR	BK	•	AL-SKPS4-L-AL-SWSPS4/S370	8051916	8046264	8046265	
				4A	PVC	GY	•	AL-SKPS4-L-AL-SWSPS4/P01	8051784	8051785	8051786	
				4A	PVC	GY		AL-SKPS4-L-AL-SWSPS4/P00	8051576	8051577	8051578	
		5	30V	3A	PUR	BK	•	AL-SKPS4.5-L-AL-SWSPS4.5/S370	8052777	8052778	8052779	
				3A	PVC	GY		AL-SKPS4.5-L-AL-SWSPS4.5/P00	8042876	8042877	8042878	
			Double-ended cordset female, M8x1, angled	3	60V	4A	PUR	BK	•	AL-SWKPS3-L-AL-SSPS3/S370	8051917	8046255
4A	PVC					GY	•	AL-SWKPS3-L-AL-SSPS3/P01	8051775	8051776	8051777	
4A	PVC					GY		AL-SWKPS3-L-AL-SSPS3/P00	8051567	8051568	8051569	
4	60V			4A	PUR	BK	•	AL-SWKPS4-L-AL-SSPS4/S370	8051918	8046267	8046268	
				4A	PVC	GY	•	AL-SWKPS4-L-AL-SSPS4/P01	8051787	8051788	8051789	
				4A	PVC	GY		AL-SWKPS4-L-AL-SSPS4/P00	8051579	8051580	8051581	
5	30V			3A	PUR	BK	•	AL-SWKPS4.5-L-AL-SSPS4.5/S370	8052774	8052775	8052776	
				3A	PVC	GY		AL-SWKPS4.5-L-AL-SSPS4.5/P00	8042872	8042873	8042874	
	Double-ended cordset male, M8x1, straight			3	60V	4A	PUR	BK	•	AL-SWKPS3-L-AL-SWSPS3/S370	8051919	8046249
		4A	PVC			GY	•	AL-SWKPS3-L-AL-SWSPS3/P01	8051769	8051770	8051771	
		4A	PVC			GY		AL-SWKPS3-L-AL-SWSPS3/P00	8051561	8051562	8051563	
		4	60V	4A	PUR	BK	•	AL-SWKPS4-L-AL-SWSPS4/S370	8051920	8046261	8046262	
				4A	PVC	GY	•	AL-SWKPS4-L-AL-SWSPS4/P01	8051781	8051782	8051783	
				4A	PVC	GY		AL-SWKPS4-L-AL-SWSPS4/P00	8051573	8051574	8051575	
		5	30V	3A	PUR	BK	•	AL-SWKPS4.5-L-AL-SWSPS4.5/S370	8052771	8052772	8052773	
				3A	PVC	GY		AL-SWKPS4.5-L-AL-SWSPS4.5/P00	8042868	8042869	8042870	



* Standard cable-lengths for single-ended cordset: 2m, 5m, or 10m. For double-ended cordset: 1m, 2m, or 5m. Wire length for receptacles: 0.5m (0.2m for POWER). Other cable- and wire lengths are available upon request.

	Pins	U[max]	Body		Cable			Item description	L = cable length*		
			I[max]	LED	Material	Color	UL		2m / 1m	5m / 2m	10m / 5m
	3	60V	4A		PUR	BK	•	AL-KP3-L/S370	8051894	8044517	8051895
					PUR	BK	•	AL-KP3-L/S400	8075163	8075164	8075410
					PUR	GY	•	AL-KP3-L/S370GY	8059128	8059129	8059130
					PUR	OG	•	AL-KP3-L/S7400	8059131	8059132	8059133
					PVC	BK	•	AL-KP3-L/P01BK	8082013	8082014	8082015
					PVC	GY	•	AL-KP3-L/P01	8052493	8052494	8052495
					PVC	GY		AL-KP3-L/P00	8052490	8052491	8052492
	4	60V	4A		PUR	BK	•	AL-KP4-L/S370	8043940	8045033	8052669
					PUR	BK	•	AL-KP4-L/S400	8075181	8075182	8075418
					PUR	GY	•	AL-KP4-L/S370GY	8067979	8067981	8067982
					PUR	OG	•	AL-KP4-L/S7400	8067709	8067708	8067710
					PVC	BK	•	AL-KP4-L/P01BK	8082031	8082032	8082033
					PVC	GY	•	AL-KP4-L/P01	8052717	8052718	8052719
					PVC	GY		AL-KP4-L/P00	8052690	8052691	8052692
	5	30V	3A		PUR	BK	•	AL-KP4.5-L/S370	8050016	8050017	8050018
					PUR	BK	•	AL-KP4.5-L/S400	8075201	8075202	8075424
					PVC	GY		AL-KP4.5-L/P00	8043847	8050005	8050006
	3	60V	4A		PUR	BK	•	AL-ZKP3-L/S370	8052680	8052681	8052682
					PUR	BK	•	AL-ZKP3-L/S400	8075175	8075176	8075416
					PUR	GY	•	AL-ZKP3-L/S370GY	8059140	8059141	8059142
					PUR	OG	•	AL-ZKP3-L/S7400	8059143	8059144	8059145
					PVC	BK	•	AL-ZKP3-L/P01BK	8082046	8082047	8082048
					PVC	GY	•	AL-ZKP3-L/P01	8052733	8052734	8052735
					PVC	GY		AL-ZKP3-L/P00	8052705	8052706	8052707
	4	60V	4A		PUR	BK	•	AL-ZKP4-L/S370	8046076	8051911	8051912
					PUR	BK	•	AL-ZKP4-L/S400	8075193	8075194	8075422
					PUR	GY	•	AL-ZKP4-L/S370GY	8068026	8068027	8068028
					PUR	OG	•	AL-ZKP4-L/S7400	8067747	8067749	8067750
					PVC	BK	•	AL-ZKP4-L/P01BK	8082049	8082050	8082051
					PVC	GY	•	AL-ZKP4-L/P01	8052736	8052737	8052738
					PVC	GY		AL-ZKP4-L/P00	8052708	8052709	8052710
	5	30V	3A		PUR	BK	•	AL-ZKP4.5-L/S370	8050025	8050026	8050027
					PUR	BK	•	AL-ZKP4.5-L/S400	8075217	8075218	8075428
					PVC	GY		AL-ZKP4.5-L/P00	8049768	8050009	8050010



* Standard cable-lengths for single-ended cordset: 2m, 5m, or 10m. For double-ended cordset: 1m, 2m, or 5m. Wire length for receptacles: 0.5m (0.2m for POWER). Other cable- and wire lengths are available upon request.

		Body				Cable			Item description	L = cable length*		
		Pins	U[max]	I[max]	LED	Material	Color	UL		2m / 1m	5m / 2m	10m / 5m
	Single-ended cordset female, Ø8mm snap, angled	3	60V	4A	PUR	BK	•	AL-WKP3-L/S370	8052670	8044518	8052671	
				4A	PUR	BK	•	AL-WKP3-L/S400	8075169	8075170	8075412	
				4A	PUR	GY	•	AL-WKP3-L/S370GY	8059134	8059135	8059136	
				4A	PUR	OG	•	AL-WKP3-L/S7400	8059137	8059138	8059139	
				4A	PVC	BK	•	AL-WKP3-L/P01BK	8082037	8082038	8082039	
				4A	PVC	GY	•	AL-WKP3-L/P01	8052724	8052725	8052726	
				4A	PVC	GY		AL-WKP3-L/P00	8052693	8052694	8052695	
		4	60V	4A	PUR	BK	•	AL-WKP4-L/S370	8052672	8045620	8052673	
				4A	PUR	BK	•	AL-WKP4-L/S400	8075187	8075188	8075420	
				4A	PUR	GY	•	AL-WKP4-L/S370GY	8068015	8068022	8068023	
				4A	PUR	OG	•	AL-WKP4-L/S7400	8067716	8067745	8067746	
				4A	PVC	BK	•	AL-WKP4-L/P01BK	8082034	8082035	8082036	
				4A	PVC	GY	•	AL-WKP4-L/P01	8052720	8052721	8052722	
				4A	PVC	GY		AL-WKP4-L/P00	8052696	8052697	8052698	
5	30V	3A	PUR	BK	•	AL-WKP4.5-L/S370	8050022	8050023	8050024			
		3A	PUR	BK	•	AL-WKP4.5-L/S400	8075207	8075208	8075426			
		3A	PVC	GY		AL-WKP4.5-L/P00	8049767	8050007	8050008			
	Single-ended cordset female, Ø8mm snap, angled, with locking mechanism	3	60V	4A	PUR	BK	•	AL-ZWKP3-L/S370	8052683	8052684	8052685	
				4A	PUR	BK	•	AL-ZWKP3-L/S400	8075178	8075179	8075417	
				4A	PUR	GY	•	AL-ZWKP3-L/S370GY	8059146	8059147	8059148	
				4A	PUR	OG	•	AL-ZWKP3-L/S7400	8059149	8059150	8059151	
				4A	PVC	BK	•	AL-ZWKP3-L/P01BK	8082053	8082054	8082055	
				4A	PVC	GY	•	AL-ZWKP3-L/P01	8052739	8052740	8052741	
				4A	PVC	GY		AL-ZWKP3-L/P00	8052711	8052712	8052713	
		4	60V	4A	PUR	BK	•	AL-ZWKP4-L/S370	8046075	8052686	8052687	
				4A	PUR	BK	•	AL-ZWKP4-L/S400	8075198	8075199	8075423	
				4A	PUR	GY	•	AL-ZWKP4-L/S370GY	8068035	8068036	8068037	
				4A	PUR	OG	•	AL-ZWKP4-L/S7400	8067751	8067752	8067753	
				4A	PVC	BK	•	AL-ZWKP4-L/P01BK	8082056	8082057	8082058	
				4A	PVC	GY	•	AL-ZWKP4-L/P01	8052742	8052743	8052744	
				4A	PVC	GY		AL-ZWKP4-L/P00	8052714	8052715	8052716	
5	30V	3A	PUR	BK	•	AL-ZWKP4.5-L/S370	8050028	8050029	8050030			
		3A	PUR	BK	•	AL-ZWKP4.5-L/S400	8075226	8075227	8075429			
		3A	PVC	GY		AL-ZWKP4.5-L/P00	8049769	8050011	8050012			

* Standard cable-lengths for single-ended cordset: 2m, 5m, or 10m. For double-ended cordset: 1m, 2m, or 5m. Wire length for receptacles: 0.5m (0.2m for POWER). Other cable- and wire lengths are available upon request.

	Body	Body				Cable			Item description	L = cable length*		
		Pins	U[max]	I[max]	LED	Material	Color	UL		2m / 1m	5m / 2m	10m / 5m
	Single-ended cordset male, Ø8mm snap, straight	3	60V	4A	PUR	BK	•	AL-SP3-L/S370	8051905	8051906	8051907	
				4A	PUR	BK	•	AL-SP3-L/S400	8075166	8075167	8075411	
				4A	PUR	GY	•	AL-SP3-L/S370GY	8059164	8059165	8059166	
				4A	PUR	OG	•	AL-SP3-L/S7400	8059167	8059168	8059169	
				4A	PVC	BK	•	AL-SP3-L/P01BK	8082016	8082017	8082018	
				4A	PVC	GY	•	AL-SP3-L/P01	8052499	8052500	8052501	
				4A	PVC	GY		AL-SP3-L/P00	8052496	8052497	8052498	
		4	60V	4A	PUR	BK	•	AL-SP4-L/S370	8052674	8052675	8052676	
				4A	PUR	BK	•	AL-SP4-L/S400	8075184	8075185	8075419	
				4A	PUR	GY	•	AL-SP4-L/S370GY	8067972	8067973	8067978	
				4A	PUR	OG	•	AL-SP4-L/S7400	8067705	8067706	8067707	
				4A	PVC	BK	•	AL-SP4-L/P01BK	8082040	8082041	8082042	
				4A	PVC	GY	•	AL-SP4-L/P01	8052727	8052728	8052729	
				4A	PVC	GY		AL-SP4-L/P00	8052699	8052700	8052701	
5	30V	3A	PUR	BK	•	AL-SP4.5-L/S370	8050013	8050014	8050015			
		3A	PUR	BK	•	AL-SP4.5-L/S400	8075204	8075205	8075425			
		3A	PVC	GY		AL-SP4.5-L/P00	8050000	8050001	8050002			
	Single-ended cordset male, Ø8mm snap, angled	3	60V	4A	PUR	BK	•	AL-WSP3-L/S370	8051908	8051909	8051910	
				4A	PUR	BK	•	AL-WSP3-L/S400	8075172	8075173	8075414	
				4A	PUR	GY	•	AL-WSP3-L/S370GY	8059170	8059171	8059172	
				4A	PUR	OG	•	AL-WSP3-L/S7400	8059173	8059174	8059175	
				4A	PVC	BK	•	AL-WSP3-L/P01BK	8082019	8082020	8082021	
				4A	PVC	GY	•	AL-WSP3-L/P01	8052505	8052506	8052507	
				4A	PVC	GY		AL-WSP3-L/P00	8052502	8052503	8052504	
		4	60V	4A	PUR	BK	•	AL-WSP4-L/S370	8052677	8052678	8052679	
				4A	PUR	BK	•	AL-WSP4-L/S400	8075190	8075191	8075421	
				4A	PUR	GY	•	AL-WSP4-L/S370GY	8068011	8068012	8068014	
				4A	PUR	OG	•	AL-WSP4-L/S7400	8067711	8067712	8067713	
				4A	PVC	BK	•	AL-WSP4-L/P01BK	8082043	8082044	8082045	
				4A	PVC	GY	•	AL-WSP4-L/P01	8052730	8052731	8052732	
				4A	PVC	GY		AL-WSP4-L/P00	8052702	8052703	8052704	
5	30V	3A	PUR	BK	•	AL-WSP4.5-L/S370	8050019	8050020	8050021			
		3A	PUR	BK	•	AL-WSP4.5-L/S400	8075212	8075213	8075427			
		3A	PVC	GY		AL-WSP4.5-L/P00	8043900	8050003	8050004			

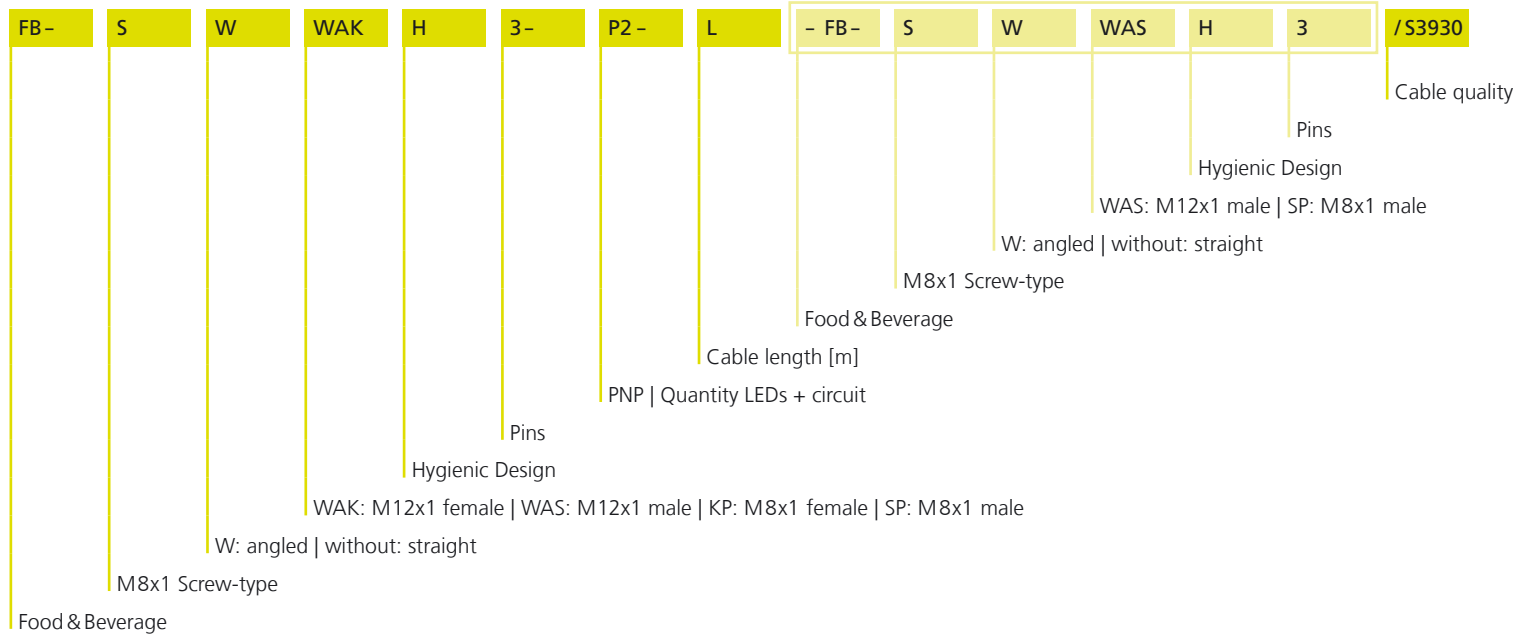
* Standard cable-lengths for single-ended cordset: 2m, 5m, or 10m. For double-ended cordset: 1m, 2m, or 5m. Wire length for receptacles: 0.5m (0.2m for POWER). Other cable- and wire lengths are available upon request.

		Body				Cable			Item description	L = cable length*		
		Pins	U[max]	I[max]	LED	Material	Color	UL		2m / 1m	5m / 2m	10m / 5m
	Double-ended cordset female, Ø8mm snap, straight male, Ø 8mm snap, straight	3	60V	4A	PUR	BK	•	AL-KP3-L-AL-SP3/S370	8073042	8073043	8071534	
				4A	PUR	GY	•	AL-KP3-L-AL-SP3/S370GY	8075777	8075778	8075779	
				4A	PUR	OG	•	AL-KP3-L-AL-SP3/S7400	8070025	8075725	8062204	
				4A	PVC	GY		AL-KP3-L-AL-SP3/P00	8061414	8057497	8075724	
		4	60V	4A	PUR	BK	•	AL-KP4-L-AL-SP4/S370	8059299	8053638	8044452	
				4A	PUR	GY	•	AL-KP4-L-AL-SP4/S370GY	8075793	8075794	8075795	
				4A	PUR	OG	•	AL-KP4-L-AL-SP4/S7400	8075790	8075791	8075792	
				4A	PVC	GY		AL-KP4-L-AL-SP4/P00	8075728	8075729	8068882	
5	30V	3A	PUR	BK	•	AL-KP4.5-L-AL-SP4.5/S370	8052970	8052971	8052972			
		3A	PVC	GY		AL-KP4.5-L-AL-SP4.5/P00	8052958	8052959	8052960			
	Double-ended cordset female, Ø8mm snap, angled male, Ø 8mm snap, straight	3	60V	4A	PUR	BK	•	AL-WKP3-L-AL-SP3/S370	8063830	8056384	8075727	
				4A	PUR	GY	•	AL-WKP3-L-AL-SP3/S370GY	8075787	8075788	8075789	
				4A	PUR	OG	•	AL-WKP3-L-AL-SP3/S7400	8075784	8075785	8075786	
				4A	PVC	GY		AL-WKP3-L-AL-SP3/P00	8075781	8075782	8075783	
		4	60V	4A	PUR	BK	•	AL-WKP4-L-AL-SP4/S370	8076453	8076454	8076455	
				4A	PUR	GY	•	AL-WKP4-L-AL-SP4/S370GY	8075802	8075803	8075804	
				4A	PUR	OG	•	AL-WKP4-L-AL-SP4/S7400	8075799	8075800	8075801	
				4A	PVC	GY		AL-WKP4-L-AL-SP4/P00	8075796	8075797	8075798	
		5	30V	3A	PUR	BK	•	AL-WKP4.5-L-AL-SP4.5/S370	8052979	8052980	8052981	
				3A	PVC	GY		AL-WKP4.5-L-AL-SP4.5/P00	8052967	8052968	8052969	

* Standard cable-lengths for single-ended cordset: 2m, 5m, or 10m. For double-ended cordset: 1m, 2m, or 5m. Wire length for receptacles: 0.5m (0.2m for POWER). Other cable- and wire lengths are available upon request.

Nomenclature of patched connectors

Double-ended cordset




Food & Beverage



*not for P00 and P01

Cable	Short description
P00 PVC	Flexible PVC/PVC sensor-/actuator control-cable for medium mechanical stresses. Conditioned oil- and chemical resistant.
P01 PVC	Flexible PVC/PVC sensor-/actuator control-cable for medium mechanical stresses. Conditioned oil- and chemical resistant, UL-style.
S3930 TPE	Flexible TPE/TPE sensor-/actuator control-cable für food-applications. Good microbes- and chemical resistant, FDA-approves materials.


















Nearly actual size







Food & Beverage




Technical data	M12x1	M8x1	Receptacles	Field-wireable
Insulation resistance	$\geq 10^8 \Omega$	$\geq 10^8 \Omega$	$\geq 10^8 \Omega$	$\geq 10^8 \Omega$
Resistance	$\leq 5 m\Omega$	$\leq 5 m\Omega$	$\leq 5 m\Omega$	$\leq 5 m\Omega$
Ambient temperature product	-40°C...+105°C	-40°C...+105°C	-40°C...+105°C	-40°C...+85°C
Contact material	Metal, gold-plated	Metal, gold-plated	Metal, gold-plated	Metal, gold-plated
Contact-carrier material	Plastic, PP	Plastic, PP	Plastic, PP	Plastic, PA
Grip body material	Plastic, PP	Plastic, PP		Zinc die-cast, nickel-plated
Coupling nut material	Stainless steel, V4A	Stainless steel, V4A	Stainless steel, V4A	Stainless steel, V4A
Sealing (female) material	EPDM	EPDM	FPM/FKM	
Material of external sealing			EPDM	
Receptacle housing material			V4A	
Standards	IEC 61076-2-101	IEC 61076-2-104	IEC 61076-2-101	IEC 61076-2-101
Degree of protection (mounted)	IP65, IP67, IP68, IP69	IP65, IP67, IP68, IP69	IP65, IP67, IP68, IP69	IP67
Mechanical life-cycle	>100 mating cycles	>100 mating cycles	>100 mating cycles	>100 mating cycles
Degree of pollution	3	3/2	3	3
Cable outlet				4...6 mm
Connecting cross-section				max. 0,75 mm ²

Our Food & Beverage connectors in 'Hygienic Design' refer to EHEDG directives. FDA-compliant materials guarantee a high resistance to sour and alkaline cleaning- and disinfectant agents. All M8x1- and M12x1-components are dust- and waterproof as well as protected against water with high pressure and steam-jet cleaning (IP65, IP67, IP68 and IP69). With PVC and PTE we offer the right cable qualities for your application.

		Body				Cable				L = cable length*		
		Pins	U[max]	I[max]	LED	Material	Color	UL	Item description	2m / 1m	5m / 2m	10m / 5m
	Single-ended cordset female, M12x1, straight	3	250V	4A		PVC	GY		FB-WAKH3-L/P00	8063805	8063806	8063807
				4A		PVC	GY		FB-WAKH3-L/P01	8063748	8063749	8063752
				4A		TPE	GY		FB-WAKH3-L/S3930	8050462	8058555	8058556
		4	250V	4A		PVC	GY		FB-WAKH4-L/P00	8063811	8063812	8063813
				4A		PVC	GY		FB-WAKH4-L/P01	8063724	8063725	8063728
				4A		TPE	GY		FB-WAKH4-L/S3930	8050464	8058557	8058558
		5	60V	4A		PVC	GY		FB-WAKH4.5-L/P00	8063817	8063818	8063819
				4A		PVC	GY		FB-WAKH4.5-L/P01	8063739	8063740	8063741
				4A		TPE	GY		FB-WAKH4.5-L/S3930	8063882	8063883	8063884
	Single-ended cordset female, M12x1, angled	3	250V	4A		PVC	GY		FB-WWAKH3-L/P00	8063834	8063835	8063836
				4A		PVC	GY		FB-WWAKH3-L/P01	8063703	8063704	8063705
				4A		TPE	GY		FB-WWAKH3-L/S3930	8050463	8058559	8058560
		4	250V	4A		PVC	GY		FB-WWAKH4-L/P00	8063799	8063800	8063801
				4A		PVC	GY		FB-WWAKH4-L/P01	8063672	8063673	8063674
				4A		TPE	GY		FB-WWAKH4-L/S3930	8050465	8058561	8058562
		5	60V	4A		PVC	GY		FB-WWAKH4.5-L/P00	8063823	8063824	8063825
				4A		PVC	GY		FB-WWAKH4.5-L/P01	8063687	8063688	8063689
				4A		TPE	GY		FB-WWAKH4.5-L/S3930	8063885	8063886	8063887
	Single-ended cordset female, M12x1, angled, with LED	3	30V	3A	3P2	PVC	GY		FB-WWAKH3P2-L/P00	8063826	8063827	8063828
				3A	3P2	PVC	GY		FB-WWAKH3P2-L/P01	8063692	8063693	8063694
				3A	3P2	TPE	GY		FB-WWAKH3P2-L/S3930	8058611	8058612	8058613
		4	30V	3A	4P2	PVC	GY		FB-WWAKH4P2-L/P00	8063787	8063788	8063789
				3A	4P2	PVC	GY		FB-WWAKH4P2-L/P01	8063666	8063667	8063668
				3A	4P2	TPE	GY		FB-WWAKH4P2-L/S3930	8058614	8058615	8058616
		5	30V	3A	5P3	PVC	GY		FB-WWAKH4.5P3-L/P00	8063808	8063809	8063810
				3A	5P3	PVC	GY		FB-WWAKH4.5P3-L/P01	8063678	8063679	8063680
				3A	5P3	TPE	GY		FB-WWAKH4.5P3-L/S3930	8063802	8063803	8063804
	Single-ended cordset male, M12x1, straight	3	250V	4A		PVC	GY		FB-WASH3-L/P00	8063843	8063844	8063845
				4A		PVC	GY		FB-WASH3-L/P01	8063715	8063716	8063717
				4A		TPE	GY		FB-WASH3-L/S3930	8050468	8058563	8058564
		4	250V	4A		PVC	GY		FB-WASH4-L/P00	8063837	8063838	8063839
				4A		PVC	GY		FB-WASH4-L/P01	8063706	8063707	8063708
				4A		TPE	GY		FB-WASH4-L/S3930	8050470	8058565	8058566
		5	60V	4A		PVC	GY		FB-WASH4.5-L/P00	8063840	8063841	8063842
				4A		PVC	GY		FB-WASH4.5-L/P01	8063709	8063710	8063711
				4A		TPE	GY		FB-WASH4.5-L/S3930	8063888	8063889	8063890

		Body				Cable			Item description	L = cable length*		
		Pins	U[max]	I[max]	LED	Material	Color	UL		2m / 1m	5m / 2m	10m / 5m
	Single-ended cordset male, M12x1, angled	3	250V	4A		PVC	GY		FB-WWASH3-L/P00	8063781	8063782	8063783
				4A		PVC	GY		FB-WWASH3-L/P01	8063663	8063664	8063665
				4A		TPE	GY		FB-WWASH3-L/S3930	8050469	8058567	8058568
		4	250V	4A		PVC	GY		FB-WWASH4-L/P00	8063775	8063776	8063777
				4A		PVC	GY		FB-WWASH4-L/P01	8063655	8063656	8063657
				4A		TPE	GY		FB-WWASH4-L/S3930	8050471	8058569	8058570
		5	60V	4A		PVC	GY		FB-WWASH4.5-L/P00	8063675	8063676	8063677
				4A		PVC	GY		FB-WWASH4.5-L/P01	8063660	8063661	8063662
				4A		TPE	GY		FB-WWASH4.5-L/S3930	8063891	8063892	8063893
	Double-ended cordset female, M12x1, straight	3	250V	4A		PVC	GY		FB-WAKH3-L-FB-WASH3/P00	8063852	8063853	8063854
				4A		PVC	GY		FB-WAKH3-L-FB-WASH3/P01	8063742	8063744	8063747
				4A		TPE	GY		FB-WAKH3-L-FB-WASH3/S3930	8058587	8058588	8058589
		4	250V	4A		PVC	GY		FB-WAKH4-L-FB-WASH4/P00	8063846	8063847	8063848
				4A		PVC	GY		FB-WAKH4-L-FB-WASH4/P01	8063721	8063722	8063723
				4A		TPE	GY		FB-WAKH4-L-FB-WASH4/S3930	8058590	8058591	8058592
		5	60V	4A		PVC	GY		FB-WAKH4.5-L-FB-WASH4.5/P00	8063849	8063850	8063851
				4A		PVC	GY		FB-WAKH4.5-L-FB-WASH4.5/P01	8063733	8063734	8063735
				4A		TPE	GY		FB-WAKH4.5-L-FB-WASH4.5/S3930	8063681	8063682	8063683
	Double-ended cordset female, M12x1, angled	3	250V	4A		PVC	GY		FB-WWAKH3-L-FB-WWASH3/P00	8063831	8063832	8063833
				4A		PVC	GY		FB-WWAKH3-L-FB-WWASH3/P01	8063697	8063698	8063699
				4A		TPE	GY		FB-WWAKH3-L-FB-WWASH3/S3930	8058593	8058594	8058595
		4	250V	4A		PVC	GY		FB-WWAKH4-L-FB-WWASH4/P00	8063793	8063794	8063795
				4A		PVC	GY		FB-WWAKH4-L-FB-WWASH4/P01	8063669	8063670	8063671
				4A		TPE	GY		FB-WWAKH4-L-FB-WWASH4/S3930	8058596	8058597	8058598
		5	60V	4A		PVC	GY		FB-WWAKH4.5-L-FB-WWASH4.5/P00	8063820	8063821	8063822
				4A		PVC	GY		FB-WWAKH4.5-L-FB-WWASH4.5/P01	8063684	8063685	8063686
				4A		TPE	GY		FB-WWAKH4.5-L-FB-WWASH4.5/S3930	8063814	8063815	8063816
	Receptacle female, M12x1, straight	4	250V	4A					FB-FKE4-L/PG9	8068276		
		5	60V	4A					FB-FKE4.5-L/PG9	8068277		
	Soldering contact Front wall-mounting											
	Receptacle female, M12x1, straight	4	250V	4A					FB-FKE4-0,5/PG9	8068278		
		5	60V	4A					FB-FKE4.5-0,5/PG9	8068279		
	Wire contact Front wall-mounting											
	Receptacle male, M12x1, straight	4	250V	4A					FB-FSE4-L/PG9	8068272		
		5	60V	4A					FB-FSE4.5-L/PG9	8068273		
	Soldering contact Front wall-mounting											

		Body				Cable				L = cable length*		
		Pins	U[max]	I[max]	LED	Material	Color	UL	Item description	2m / 1m	5m / 2m	10m / 5m
	Receptacle male, M12x1, straight Wire contact Front wall-mounting	4	250V	4A					FB-FSE4-0,5/PG9	8068274		
		5	60V	4A					FB-FSE4.5-0,5/PG9	8068275		
	Field-wireable connector female, M12x1, straight Screw-/clamp contact	5	125V	4A					WAKCE5K	8063393		
	Field-wireable connector female, M12x1, angled Screw-/clamp contact	5	125V	4A					WWAKCE5K	8063395		
	Field-wireable connector male, M12x1, straight Screw-/clamp contact	5	125V	4A					WASCE5K	8063394		
	Field-wireable connector male, M12x1, angled Screw-/clamp contact	5	125V	4A					WWASCE5K	8063396		
	Single-ended cordset female, M8x1, straight	3	60V	4A		PVC	GY		FB-SKPH3-L/P00	8063690	8063653	8063691
				4A		PVC	GY		FB-SKPH3-L/P01	8063700	8063701	8063702
				4A		TPE	GY		FB-SKPH3-L/S3930	8050454	8058571	8058572
		4	60V	4A		PVC	GY		FB-SKPH4-L/P00	8063652	8063695	8063696
				4A		PVC	GY		FB-SKPH4-L/P01	8063712	8063713	8063714
				4A		TPE	GY		FB-SKPH4-L/S3930	8050455	8058573	8058574
	Single-ended cordset female, M8x1, angled	3	60V	4A		PVC	GY		FB-SWKPH3-L/P00	8063718	8063719	8063720
				4A		PVC	GY		FB-SWKPH3-L/P01	8063730	8063731	8063732
				4A		TPE	GY		FB-SWKPH3-L/S3930	8050456	8058575	8058576
		4	60V	4A		PVC	GY		FB-SWKPH4-L/P00	8063726	8063727	8063729
				4A		PVC	GY		FB-SWKPH4-L/P01	8063736	8063737	8063738
				4A		TPE	GY		FB-SWKPH4-L/S3930	8050457	8058577	8058578
	Single-ended cordset female, M8x1, angled, with LED	3	30V	3A	3P2	PVC	GY		FB-SWKPH3P2-L/P00	8063743	8063745	8063746
				3A	3P2	PVC	GY		FB-SWKPH3P2-L/P01	8063761	8063763	8063765
				3A	3P2	TPE	GY		FB-SWKPH3P2-L/S3930	8058619	8058620	8058621
		4	30V	3A	4P2	PVC	GY		FB-SWKPH4P2-L/P00	8063750	8063751	8063753
				3A	4P2	PVC	GY		FB-SWKPH4P2-L/P01	8063760	8063762	8063764
				3A	4P2	TPE	GY		FB-SWKPH4P2-L/S3930	8058622	8058623	8058624

		Body				Cable				L = cable length*		
		Pins	U[max]	I[max]	LED	Material	Color	UL	Item description	2m / 1m	5m / 2m	10m / 5m
	Single-ended cordset male, M8x1, straight	3	60V	4A		PVC	GY		FB-SSPH3-L/P00	8063769	8063770	8063771
				4A		PVC	GY		FB-SSPH3-L/P01	8063778	8063779	8063780
				4A		TPE	GY		FB-SSPH3-L/S3930	8050458	8058579	8058580
		4	60V	4A		PVC	GY		FB-SSPH4-L/P00	8063772	8063773	8063774
				4A		PVC	GY		FB-SSPH4-L/P01	8063784	8063785	8063786
				4A		TPE	GY		FB-SSPH4-L/S3930	8050459	8058581	8058582
	Single-ended cordset male, M8x1, angled	3	60V	4A		PVC	GY		FB-SWSPH3-L/P00	8063790	8063791	8063792
				4A		PVC	GY		FB-SWSPH3-L/P01	8063757	8063758	8063759
				4A		TPE	GY		FB-SWSPH3-L/S3930	8050460	8058583	8058584
		4	60V	4A		PVC	GY		FB-SWSPH4-L/P00	8063796	8063797	8063798
				4A		PVC	GY		FB-SWSPH4-L/P01	8063754	8063755	8063756
				4A		TPE	GY		FB-SWSPH4-L/S3930	8050461	8058585	8058586
	Double-ended cordset female, M8x1, straight	3	60V	4A		PVC	GY		FB-SKPH3-L-FB-SSPH3/P00	8063875	8063876	8063877
				4A		PVC	GY		FB-SKPH3-L-FB-SSPH3/P01	8063864	8063865	8063866
				4A		TPE	GY		FB-SKPH3-L-FB-SSPH3/S3930	8058599	8058600	8058601
		4	60V	4A		PVC	GY		FB-SKPH4-L-FB-SSPH4/P00	8063861	8063862	8063863
				4A		PVC	GY		FB-SKPH4-L-FB-SSPH4/P01	8063867	8063868	8063869
				4A		TPE	GY		FB-SKPH4-L-FB-SSPH4/S3930	8058602	8058603	8058604
	Double-ended cordset female, M8x1, angled	3	60V	4A		PVC	GY		FB-SWKPH3-L-FB-SWSPH3/P00	8063858	8063859	8063860
				4A		PVC	GY		FB-SWKPH3-L-FB-SWSPH3/P01	8063871	8063872	8063873
				4A		TPE	GY		FB-SWKPH3-L-FB-SWSPH3/S3930	8058605	8058606	8058607
		4	60V	4A		PVC	GY		FB-SWKPH4-L-FB-SWSPH4/P00	8063855	8063856	8063857
				4A		PVC	GY		FB-SWKPH4-L-FB-SWSPH4/P01	8063766	8063767	8063768
				4A		TPE	GY		FB-SWKPH4-L-FB-SWSPH4/S3930	8058608	8058609	8058610

* Standard cable-lengths for single-ended cordset: 2m, 5m, or 10m. For double-ended cordset: 1m, 2m, or 5m. Wire length for receptacles: 0.5m (0.2m for POWER). Other cable- and wire lengths are available upon request.














Nearly actual size

High temperature-proof





High temperature-proof

Technical data	M12x1	M8x1	Receptacles
Insulation resistance	$\geq 10^8 \Omega$	$\geq 10^8 \Omega$	$\geq 10^8 \Omega$
Resistance	$\leq 5 m\Omega$	$\leq 5 m\Omega$	$\leq 5 m\Omega$
Ambient temperature product	-20°C...+150°C	-20°C...+150°C	-20°C...+150°C
Contact material	Metal, gold-plated	Metal, gold-plated	Metal, gold-plated
Contact-carrier material	Plastic, PBT GF	Plastic, PBT GF	Plastic, PBT GF
Grip body material	Plastic, PBT GF	Plastic, PBT GF	
Coupling nut material	Metal, CuZn, nickel-plated	Metal, CuZn, nickel-plated	
Sealing (female) material	FPM/FKM	FPM/FKM	FPM/FKM
Material of external sealing			FPM/FKM
Receptacle housing material			Metal, CuZn, nickel-plated
Standards	IEC 61076-2-101	IEC 61076-2-104	IEC 61076-2-101
Degree of protection (mounted)	IP65	IP65	IP65, IP67, IP68
Mechanical life-cycle	>100 mating cycles	>100 mating cycles	>100 mating cycles
Degree of pollution	3	3	3

Due to high-temperature proof materials, our M8x1- and M12x1-connectors guarantee a reliable operating-mode even in extraordinary high-temperature applications. Permanent operating temperatures of -20°C to +150°C and a short term maximum operating temperature of +200°C do not state a problem to this product line.

		Body				Cable			L = cable length*		
		Pins	U[max]	I[max]	Special	Material	Color	UL	Item description		
									2m / 1m	5m / 2m	10m / 5m
	Single-ended cordset female, M12x1, straight	3	250V	4A		PTFE	WH		HT-WAK3-L/S2430		
		4	250V	4A		PTFE	WH		HT-WAK4-L/S2430		
		5	60V	4A		PTFE	WH		HT-WAK4.5-L/S2430		
	Single-ended cordset female, M12x1, angled	3	250V	4A		PTFE	WH		HT-WWAK3-L/S2430		
		4	250V	4A		PTFE	WH		HT-WWAK4-L/S2430		
		5	60V	4A		PTFE	WH		HT-WWAK4.5-L/S2430		
	Single-ended cordset male, M12x1, straight	3	250V	4A		PTFE	WH		HT-WAS3-L/S2430		
		4	250V	4A		PTFE	WH		HT-WAS4-L/S2430		
		5	60V	4A		PTFE	WH		HT-WAS4.5-L/S2430		
	Single-ended cordset male, M12x1, angled	3	250V	4A		PTFE	WH		HT-WWAS3-L/S2430		
		4	250V	4A		PTFE	WH		HT-WWAS4-L/S2430		
		5	60V	4A		PTFE	WH		HT-WWAS4.5-L/S2430		
	Double-ended cordset female, M12x1, straight	3	250V	4A		PTFE	WH		HT-WAK3-L-HT-WAS3/S2430		
		4	250V	4A		PTFE	WH		HT-WAK4-L-HT-WAS4/S2430		
		5	60V	4A		PTFE	WH		HT-WAK4.5-L-HT-WAS4.5/S2430		
	Double-ended cordset female, M12x1, angled	3	250V	4A		PTFE	WH		HT-WWAK3-L-HT-WWAS3/S2430		
		4	250V	4A		PTFE	WH		HT-WWAK4-L-HT-WWAS4/S2430		
		5	60V	4A		PTFE	WH		HT-WWAK4.5-L-HT-WWAS4.5/S2430		
	Receptacle female, M12x1, straight	3	250V	4A					HT-FK3-0,5/16/S2470		
		4	250V	4A					HT-FK4-0,5/16/S2470		
		5	60V	4A					HT-FK4.5-0,5/16/S2470		
	Receptacle male, M12x1, straight	3	250V	4A					HT-FS3-0,5/16/S2470		
		4	250V	4A					HT-FS4-0,5/16/S2470		
		5	60V	4A					HT-FS4.5-0,5/16/S2470		
	Single-ended cordset female, M8x1, straight	3	60V	4A		PTFE	WH		HT-SKP3-L/S2430		
		4	60V	4A		PTFE	WH		HT-SKP4-L/S2430		
	Single-ended cordset female, M8x1, angled	3	60V	4A		PTFE	WH		HT-SWKP3-L/S2430		
		4	60V	4A		PTFE	WH		HT-SWKP4-L/S2430		
	Single-ended cordset male, M8x1, straight	3	60V	4A		PTFE	WH		HT-SSP3-L/S2430		
		4	60V	4A		PTFE	WH		HT-SSP4-L/S2430		

* Standard cable-lengths for single-ended cordset: 2m, 5m, or 10m. For double-ended cordset: 1m, 2m, or 5m. Wire length for receptacles: 0.5m (0.2m for POWER). Other cable- and wire lengths are available upon request.

		Body				Cable			L = cable length*			
		Pins	U[max]	I[max]	Special	Material	Color	UL	Item description			
									2m / 1m	5m / 2m	10m / 5m	
	Single-ended cordset male, M8x1, angled	3	60V	4A		PTFE	WH		HT-SWSP3-L/S2430	8039491	8036103	8039492
		4	60V	4A		PTFE	WH		HT-SWSP4-L/S2430	8039493	8036104	8039494
	Double-ended cordset female, M8x1, straight	3	60V	4A		PTFE	WH		HT-SKP3-L-HT-SSP3/S2430	8043355	8039972	8039973
		4	60V	4A		PTFE	WH		HT-SKP4-L-HT-SSP4/S2430	8051990	8039975	8039976
	Double-ended cordset female, M8x1, angled	3	60V	4A		PTFE	WH		HT-SWKP3-L-HT-SWSP3/S2430	8051991	8039978	8039979
		4	60V	4A		PTFE	WH		HT-SWKP4-L-HT-SWSP4/S2430	8051992	8039981	8039982
	Double-ended cordset male, M8x1, angled	3	60V	4A		PTFE	WH		HT-SWKP3-L-HT-SWSP3/S2430	8051991	8039978	8039979
		4	60V	4A		PTFE	WH		HT-SWKP4-L-HT-SWSP4/S2430	8051992	8039981	8039982

High temperature-proof

* Standard cable-lengths for single-ended cordset: 2m, 5m, or 10m. For double-ended cordset: 1m, 2m, or 5m. Wire length for receptacles: 0.5m (0.2m for POWER). Other cable- and wire lengths are available upon request.

Nomenclature

AL-	FV	M12	S	S	A	3.xxx	P/	M16	S520
									Positionable
									Screw in thread M16x1.5
									P: Print contact L: Soldering contact 0.5: Wire-length [m]
									Contacts.allocation code
									Coding
									S: shielded U: without
									S: male K: female
									M12: M12x1 M8: M8x1
									FV: Receptacle front wall-mounting FH: Receptacle back wall-mounting
									Product line

Through the further development of our platform-orientated panel connector- and receptacle program, we have modified our nomenclature. In addition to the previous and still valid nomenclature (below) we are also illustrating the new nomenclature (above) for your convenience.









IE-	W	FK	F	D	E	S	X	8-	F	L	/ 16	/ S3500	/ S3525
													Extra: e.g wall-thickness compensation or colored contact-carrier
													Cable quality
													Screw in thread 16: M16x1.5 12: M12x1
													Cable length/Wire-length [m]
													F: M8x1 Threaded front (Back-wall mounting)
													Pins
													Coding
													Shielded
													E: Stainless steel 1.4404 without: CuZn, nickel-plated
													Adjustable
													F: M12x1 Threaded front (Back-wall mounting) S: M8x1: Screw-type
													FK: female FS: male
													W: angled without: straight
													Product line















*
Nearly actual size











Panel connectors | Receptacles












Technical data	M12x1 Receptacles	M8x1 Receptacles	M12x1 Panel connectors	M8x1 Panel connectors	8mm snap Panel connectors
Insulation resistance	$\geq 10^8 \Omega$	$\geq 10^8 \Omega$	$\geq 10^8 \Omega$	$\geq 10^8 \Omega$	$\geq 10^8 \Omega$
Resistance	$\leq 5 m\Omega$	$\leq 5 m\Omega$	$\leq 5 m\Omega$	$\leq 5 m\Omega$	$\leq 5 m\Omega$
Ambient temperature product	-30°C...+90°C (*+70°C)	-30°C...+90°C	-30°C...+90°C	-30°C...+90°C	-30°C...+90°C
Contact material	Metal, gold-plated	Metal, gold-plated	Metal, gold-plated	Metal, gold-plated	Metal, gold-plated
Contact-carrier material	Plastic	Plastic	Plastic	Plastic	Plastic, PA
Sealing (female) material	FPM/FKM/EPDM (FB)	FPM/FKM			
Material of external sealing	NBR/EPDM (FB)	NBR			
Receptacle housing material	Metal Stainless steel	Metal Stainless steel			
Standards	IEC 61076-2-101	IEC 61076-2-104	IEC 61076-2-101	IEC 61076-2-104	IEC 61076-2-104
Degree of protection (mounted)	IP65, IP67, IP68	IP65, IP67, IP68	IP65, IP67	IP65, IP67	IP65, IP67
Mechanical life-cycle	>100 mating cycles	>100 mating cycles	>100 mating cycles	>100 mating cycles	>100 mating cycles
Degree of pollution	3	3/2	3/2	3/2	3/2











		Connecting type	Fastening thread	Pins	Cod.	U[max]	I[max]	Δh[mm]	UL	L [m]	Item description	Item-No.
	Receptacle female, M12x1, straight Sensor/actuator Front wall-mounting	Soldering contact	M16x1.5	3	A	250V	4A		•		EC-FK3-L/16	8027566
				4	A	250V	4A		•		EC-FK4-L/16	8027569
				4+PE	A	60V	4A		•		EC-FK5-L/16	8027570
				5	A	60V	4A		•		EC-FK4.5-L/16	8052079
				8	A	30V	2A		•		EC-FK8-L/16	8028122
				12	A	30V	1.5A				EC-FK12-L/16	8028124
	Receptacle female, M12x1, straight Sensor/actuator Front wall-mounting	Wire contact	M16x1.5	3	A	250V	4A			0.5	AL-FVM12KUA3-0,5/M16	8071679
				4	A	250V	4A			0.5	AL-FVM12KUA4-0,5/M16	8071682
				4+PE	A	60V	4A			0.5	AL-FVM12KUA5-0,5/M16	8071693
				5	A	60V	4A			0.5	AL-FVM12KUA4.5-0,5/M16	8071691
				8	A	30V	2A			0.5	AL-FVM12KUA8-0,5/M16	8071695
				12	A	30V	1.5A			0.5	AL-FVM12KUA12-0,5/M16	8071696
	Receptacle female, M12x1, straight Sensor/actuator Front wall-mounting Stainless steel	Soldering contact	M16x1.5	3	A	250V	4A		•		EC-FKE3-L/16	8029169
				4	A	250V	4A		•		EC-FKE4-L/16	8029170
				4+PE	A	60V	4A		•		EC-FKE5-L/16	8029171
				8	A	30V	2A		•		EC-FKE8-L/16	8029016
				12	A	30V	1.5A				EC-FKE12-L/16	8029701
	Receptacle female, M12x1, straight Sensor/actuator Front wall-mounting Stainless steel	Wire contact	M16x1.5	3	A	250V	4A		•	0.5	EC-FKE3-0,5/16	8028126
				4	A	250V	4A		•	0.5	EC-FKE4-0,5/16	8028127
				4+PE	A	60V	4A		•	0.5	EC-FKE5-0,5/16	8028131
				5	A	60V	4A		•	0.5	EC-FKE4.5-0,5/16	8028128
				8	A	30V	2A		•	0.5	EC-FKE8-0,5/16	8029015
				12	A	30V	1.5A			0.5	EC-FKE12-0,5/16	8029696
	Receptacle female, M12x1, straight Sensor/actuator Front wall-mounting, positionable	Wire contact	M16x1.5	3	A	250V	4A			0.5	AL-FVM12KUA3-0,5/M16/S520	8077913
				4	A	250V	4A			0.5	AL-FVM12KUA4-0,5/M16/S520	8077902
				4+PE	A	60V	4A			0.5	AL-FVM12KUA5-0,5/M16/S520	8077908
				5	A	60V	4A			0.5	AL-FVM12KUA4.5-0,5/M16/S520	8077906
				8	A	30V	2A			0.5	AL-FVM12KUA8-0,5/M16/S520	8077911
				12	A	30V	1.5A			0.5	AL-FVM12KUA12-0,5/M16/S520	8077912
	Receptacle male, M12x1, straight Sensor/actuator Front wall-mounting	Soldering contact	M16x1.5	3	A	250V	4A		•		EC-FS3-L/16	8029545
				4	A	250V	4A		•		EC-FS4-L/16	8029546
				4+PE	A	60V	4A		•		EC-FS5-L/16	8029548
				5	A	60V	4A		•		EC-FS4.5-L/16	8029547
				8	A	30V	2A		•		EC-FS8-L/16	8029551
				12	A	30V	1.5A				EC-FS12-L/16	8029552













		Connecting type	Fastening thread	Pins	Cod.	U[max]	I[max]	Δh[mm]	UL	L [m]	Item description	Item-No.
	Receptacle male, M12x1, straight Sensor/actuator Front wall-mounting	Wire contact	M16x1.5	3	A	250V	4A			0.5	AL-FVM12SUA3-0,5/M16	8071801
				4	A	250V	4A			0.5	AL-FVM12SUA4-0,5/M16	8071802
				4+PE	A	60V	4A			0.5	AL-FVM12SUA5-0,5/M16	8071808
				5	A	60V	4A			0.5	AL-FVM12SUA4.5-0,5/M16	8071805
				8	A	30V	2A			0.5	AL-FVM12SUA8-0,5/M16	8071810
				12	A	30V	1.5A			0.5	AL-FVM12SUA12-0,5/M16	8071811
	Receptacle male, M12x1, straight Sensor/actuator Front wall-mounting Stainless steel	Soldering contact	M16x1.5	3	A	250V	4A		•		EC-FSE3-L/16	8029553
				4	A	250V	4A		•		EC-FSE4-L/16	8029554
				4+PE	A	60V	4A		•		EC-FSE5-L/16	8029556
				5	A	60V	4A		•		EC-FSE4.5-L/16	8029555
				8	A	30V	2A		•		EC-FSE8-L/16	8029557
				12	A	30V	1.5A				EC-FSE12-L/16	8029558
	Receptacle male, M12x1, straight Sensor/actuator Front wall-mounting Stainless steel	Wire contact	M16x1.5	3	A	250V	4A		•	0.5	EC-FSE3-0,5/16	8028145
				4	A	250V	4A		•	0.5	EC-FSE4-0,5/16	8028147
				4+PE	A	60V	4A		•	0.5	EC-FSE5-0,5/16	8028149
				5	A	60V	4A		•	0.5	EC-FSE4.5-0,5/16	8028148
				8	A	30V	2A		•	0.5	EC-FSE8-0,5/16	8029083
				12	A	30V	1.5A			0.5	EC-FSE12-0,5/16	8029344
	Receptacle male, M12x1, straight Sensor/actuator Front wall-mounting, positionable	Wire contact	M16x1.5	3	A	250V	4A			0.5	AL-FVM12SUA3-0,5/M16/S520	8077964
				4	A	250V	4A			0.5	AL-FVM12SUA4-0,5/M16/S520	8077965
				4+PE	A	60V	4A			0.5	AL-FVM12SUA5-0,5/M16/S520	8077972
				5	A	60V	4A			0.5	AL-FVM12SUA4.5-0,5/M16/S520	8077969
				8	A	30V	2A			0.5	AL-FVM12SUA8-0,5/M16/S520	8077974
				12	A	30V	1.5A			0.5	AL-FVM12SUA12-0,5/M16/S520	8077975
	Receptacle female, M12x1, straight Sensor/actuator Back wall-mounting	Print contact	M16x1.5	3	A	250V	4A				AL-FHM12KUA3-P/M16	8072160
				4	A	250V	4A				AL-FHM12KUA4-P/M16	8072162
				4+PE	A	60V	4A				AL-FHM12KUA5-P/M16	8072168
				8	A	30V	2A				AL-FHM12KUA8-P/M16	8072170
				12	A	30V	1.5A				AL-FHM12KUA12-P/M16	8072171
	Receptacle female, M12x1, straight Sensor/actuator Back wall-mounting	Wire contact	M16x1.5	3	A	250V	4A			0.5	AL-FHM12KUA3-0,5/M16	8071533
				4	A	250V	4A			0.5	AL-FHM12KUA4-0,5/M16	8071536
				4+PE	A	60V	4A			0.5	AL-FHM12KUA5-0,5/M16	8071666
				5	A	60V	4A			0.5	AL-FHM12KUA4.5-0,5/M16	8071540
				8	A	30V	2A			0.5	AL-FHM12KUA8-0,5/M16	8071668
				12	A	30V	1.5A			0.5	AL-FHM12KUA12-0,5/M16	8071669












		Connecting type	Fastening thread	Pins	Cod.	U[max]	I[max]	Δh[mm]	UL	L [m]	Item description	Item-No.
	Receptacle female, M12x1, straight Sensor/actuator Back wall-mounting Adjustable fixing screw Stainless steel	Print contact	M16x1.5	3	A	250V	4A		•		EC-FKFDE3-P/16	8029695
				4	A	250V	4A		•		EC-FKFDE4-P/16	8029508
				4+PE	A	60V	4A		•		EC-FKFDE5-P/16	8029509
				8	A	30V	2A		•		EC-FKFDE8-P/16	8029510
				12	A	30V	1.5A				EC-FKFDE12-P/16	8029512
	Receptacle female, M12x1, straight Sensor/actuator Back wall-mounting Adjustable fixing screw Stainless steel	Wire contact	M16x1.5	3	A	250V	4A		•	0.5	EC-FKFDE3-0,5/16	8029175
				4	A	250V	4A		•	0.5	EC-FKFDE4-0,5/16	8029176
				4+PE	A	60V	4A		•	0.5	EC-FKFDE5-0,5/16	8029189
				5	A	60V	4A		•	0.5	EC-FKFDE4.5-0,5/16	8029752
				8	A	30V	2A		•	0.5	EC-FKFDE8-0,5/16	8029160
				12	A	30V	1.5A			0.5	EC-FKFDE12-0,5/16	8029700
	Receptacle female, M12x1, angled Sensor/actuator Back wall-mounting	Print contact		4	A	250V	4A	1,0...2,5	•		EC-WFKF4-P/12/S3525	8050275
				4	A	250V	4A	2,5...4,0	•		EC-WFKF4-P/12/S3540	8050274
				4	A	250V	4A	4,0...5,0	•		EC-WFKF4-P/12/S3550	8045188
				4+PE	A	60V	4A	1,0...2,5	•		EC-WFKF5-P/12/S3525	8050273
				4+PE	A	60V	4A	2,5...4,0	•		EC-WFKF5-P/12/S3540	8050272
				4+PE	A	60V	4A	4,0...5,0	•		EC-WFKF5-P/12/S3550	8050257
	Receptacle male, M12x1, straight Sensor/actuator Back wall-mounting	Print contact	M16x1.5	3	A	250V	4A				AL-FHM12SUA3-P/M16	8072348
				4	A	250V	4A				AL-FHM12SUA4-P/M16	8072349
				4+PE	A	60V	4A				AL-FHM12SUA5-P/M16	8072354
				5	A	60V	4A				AL-FHM12SUA4.5-P/M16	8072352
				8	A	30V	2A				AL-FHM12SUA8-P/M16	8072356
				12	A	30V	1.5A				AL-FHM12SUA12-P/M16	8072357
	Receptacle male, M12x1, straight Sensor/actuator Back wall-mounting	Wire contact	M16x1.5	3	A	250V	4A			0.5	AL-FHM12SUA3-0,5/M16	8071790
				4	A	250V	4A			0.5	AL-FHM12SUA4-0,5/M16	8071791
				4+PE	A	60V	4A			0.5	AL-FHM12SUA5-0,5/M16	8071796
				5	A	60V	4A			0.5	AL-FHM12SUA4.5-0,5/M16	8071794
				8	A	30V	2A			0.5	AL-FHM12SUA8-0,5/M16	8071799
				12	A	30V	1.5A			0.5	AL-FHM12SUA12-0,5/M16	8071800
	Receptacle male, M12x1, straight Sensor/actuator Back wall-mounting Adjustable fixing screw Stainless steel	Print contact	M16x1.5	3	A	250V	4A		•		EC-FSFDE3-P/16	8029496
				4	A	250V	4A		•		EC-FSFDE4-P/16	8029498
				4+PE	A	60V	4A		•		EC-FSFDE5-P/16	8029502
				8	A	30V	2A		•		EC-FSFDE8-P/16	8029504
				12	A	30V	1.5A				EC-FSFDE12-P/16	8029506













		Connecting type	Fastening thread	Pins	Cod.	U[max]	I[max]	Δh[mm]	UL	L [m]	Item description	Item-No.	
	Receptacle male, M12x1, straight Sensor/actuator Back wall-mounting Adjustable fixing screw Stainless steel	Wire contact	M16x1.5	3	A	250V	4A		•	0.5	EC-FSFDE3-0,5/16	8029213	
				4	A	250V	4A		•	0.5	EC-FSFDE4-0,5/16	8029214	
				4+PE	A	60V	4A		•	0.5	EC-FSFDE5-0,5/16	8029216	
				5	A	60V	4A		•	0.5	EC-FSFDE4.5-0,5/16	8029215	
				8	A	30V	2A		•	0.5	EC-FSFDE8-0,5/16	8029158	
				12	A	30V	1.5A			0.5	EC-FSFDE12-0,5/16	8029212	
	Receptacle male, M12x1, angled Sensor/actuator Back wall-mounting	Print contact		4	A	250V	4A	1,0...5,0	•		EC-WFSF4-P/12	8046571	
				4+PE	A	60V	4A		•		EC-WFSF5-P/12	8044960	
	Panel connector male, M12x1	Soldering contact		4	A	250V	4A				EWAS4	8008155	
				4+PE	A	60V	4A					EWAS5	8017592
				5	A	60V	4A					EWAS4.5	8008156
				8	A	30V	2A					EWAS8	8009737
				12	A	30V	1.5A					EWAS12	8030496
	Receptacle female, M12x1, straight Food & Beverage Front wall-mounting	Soldering contact	PG9	4	A	250V	4A				FB-FKE4-L/PG9	8068276	
				5	A	60V	4A					FB-FKE4.5-L/PG9	8068277
	Receptacle female, M12x1, straight Food & Beverage Front wall-mounting	Wire contact	PG9	4	A	250V	4A			0.5	FB-FKE4-0,5/PG9	8068278	
				5	A	60V	4A			0.5		FB-FKE4.5-0,5/PG9	8068279
	Receptacle male, M12x1, straight Food & Beverage Front wall-mounting	Soldering contact	PG9	4	A	250V	4A				FB-FSE4-L/PG9	8068272	
				5	A	60V	4A					FB-FSE4.5-L/PG9	8068273
	Receptacle male, M12x1, straight Food & Beverage Front wall-mounting	Wire contact	PG9	4	A	250V	4A			0.5	FB-FSE4-0,5/PG9	8068274	
				5	A	60V	4A			0.5		FB-FSE4.5-0,5/PG9	8068275
	Receptacle female, M12x1, straight High temperature Front wall-mounting	Wire contact	M16x1.5	3	A	250V	4A			0.5	HT-FK3-0,5/16/S2470	8037311	
				4	A	250V	4A			0.5		HT-FK4-0,5/16/S2470	8037322
				5	A	60V	4A			0.5		HT-FK4.5-0,5/16/S2470	8037323
	Receptacle male, M12x1, straight High temperature Front wall-mounting	Wire contact	M16x1.5	3	A	250V	4A			0.5	HT-FS3-0,5/16/S2470	8037288	
				4	A	250V	4A			0.5		HT-FS4-0,5/16/S2470	8037292
				5	A	60V	4A			0.5		HT-FS4.5-0,5/16/S2470	8037293
	Receptacle female, M12x1, straight Industrial Ethernet, rail approved Back wall-mounting	Wire contact	M16x1.5	4	D	250V	4A			0.5	IE-FHM12KUD4.029-0,5/M16	8072504	





		Connecting type	Fastening thread	Pins	Cod.	U[max]	I[max]	Δh[mm]	UL	L [m]	Item description	Item-No.
	Receptacle male, M12x1, straight Industrial Ethernet, rail approved Back wall-mounting	Wire contact	M16x1.5	4	D	250V	4A			0.5	IE-FHM12SUD4.029-0,5/M16	8072520
	Receptacle female, M12x1, straight Industrial Ethernet, rail approved Front wall-mounting	Wire contact	M16x1.5	4	D	250V	4A			0.5	IE-FVM12KUD4.029-0,5/M16	8072505
	Receptacle female, M12x1, straight Industrial Ethernet, rail approved Front wall-mounting, positionable	Wire contact	M16x1.5	4	D	250V	4A			0.5	IE-FVM12KUD4.029-0,5/M16/S520	8077905
	Receptacle male, M12x1, straight Industrial Ethernet, rail approved Front wall-mounting	Wire contact	M16x1.5	4	D	250V	4A			0.5	IE-FVM12SUD4.029-0,5/M16	8072521
	Receptacle male, M12x1, straight Industrial Ethernet, rail approved Front wall-mounting, positionable	Wire contact	M16x1.5	4	D	250V	4A			0.5	IE-FVM12SUD4.029-0,5/M16/S520	8077968
	Receptacle male, M12x1, straight Industrial Ethernet, rail approved Back wall-mounting	Print contact	M16x1.5	4	D	250V	4A	1,0...5,0			IE-FHM12SUD4-P/M16	8072586
	Receptacle female, M12x1, straight shielded Industrial Ethernet Front wall-mounting modular Adjustable fixing screw	Print contact	M12x1	8	X	50V _{AC} 60V _{DC}	0.5A	0,9...2,5			IE-FKDHSX8-P/12	8053483
	Receptacle female, M12x1, straight shielded Industrial Ethernet, rail approved Front wall-mounting Adjustable fixing screw	Print contact	M12x1	8	X	50V _{AC} 60V _{DC}	0.5A	0,9...2,5			IE-FKDSX8-P/12	8050232
	Receptacle female, M12x1, straight Industrial Ethernet, rail approved Back wall-mounting	Print contact	M16x1.5	4	D	250V	4A	1,0...5,0			IE-FHM12KUD4-P/M16	8072576
	Receptacle female, M12x1, straight shielded Industrial Ethernet, rail approved Back wall-mounting modular Adjustable fixing screw	Print contact		8	X	50V _{AC} 60V _{DC}	0.5A	0,9...2,5			IE-FKFDHSX8-P	8053485
	Receptacle female, M12x1, straight Industrial Ethernet, rail approved Back wall-mounting	Print contact	M12x1	4	D	250V	4A	1,0...2,5			IE-FHM12KUD4-P/M12/S3525	8074847
				4	D	250V	4A	2,5...4,0			IE-FHM12KUD4-P/M12/S3540	8074846
				4	D	250V	4A	4,0...5,0			IE-FHM12KUD4-P/M12/S3550	8072578

		Connecting type	Fastening thread	Pins	Cod.	U[max]	I[max]	Δh[mm]	UL	L [m]	Item description	Item-No.
	Receptacle female, M12x1, angled shielded Industrial Ethernet Back wall-mounting	Print contact	M12x1	4	D	250V	4A	1,0...2,5			IE-WFKFSY4-P/12/S3525	8050282
				4	D	250V	4A	2,5...4,0			IE-WFKFSY4-P/12/S3540	8050284
				4	D	250V	4A	4,0...5,0			IE-WFKFSY4-P/12/S3550	8050285
	Receptacle female, M12x1, angled shielded Industrial Ethernet, rail approved Back wall-mounting	Print contact		8	X	50V _{AC} 60V _{DC}	0.5A	1,0...2,5			IE-WFKFSX8-P/12/S3525	8059345
				8	X	50V _{AC} 60V _{DC}	0.5A	2,5...4,0			IE-WFKFSX8-P/12/S3540	8059346
				8	X	50V _{AC} 60V _{DC}	0.5A	4,0...5,0			IE-WFKFSX8-P/12/S3550	8059347
	Receptacle Single-ended cordset female, M12x1, straight Industrial Ethernet Back wall-mounting Adjustable fixing screw	Cable	M16x1.5	4	D	250V	4A			2	IE-FKFDSY4.029-2/16/S2171	8063608
				4	D	250V	4A			5	IE-FKFDSY4.029-5/16/S2171	8063609
				4	D	250V	4A			10	IE-FKFDSY4.029-10/16/S2171	8063610
	Receptacle Single-ended cordset female, M12x1, straight Industrial Ethernet Back wall-mounting Adjustable fixing screw	Cable	M16x1.5	4	D	250V	4A			2	IE-FKFDSY4.082-2/16/S3400	8064034
				4	D	250V	4A			5	IE-FKFDSY4.082-5/16/S3400	8064035
				4	D	250V	4A			10	IE-FKFDSY4.082-10/16/S3400	8064036
	Receptacle Single-ended cordset female, M12x1, angled Industrial Ethernet Back wall-mounting Adjustable fixing screw	Cable	M16x1.5	4	D	250V	4A			2	IE-WFKFDSY4.029-2/16/S2171	8063611
				4	D	250V	4A			5	IE-WFKFDSY4.029-5/16/S2171	8063612
				4	D	250V	4A			10	IE-WFKFDSY4.029-10/16/S2171	8063613
	Receptacle Single-ended cordset female, M12x1, straight Industrial Ethernet Front wall-mounting	Cable	M16x1.5	4	D	250V	4A			2	IE-FKSY4.029-2/16/S3800/S3801	8063605
				4	D	250V	4A			5	IE-FKSY4.029-5/16/S3800/S3801	8063606
				4	D	250V	4A			10	IE-FKSY4.029-10/16/S3800/S3801	8063607
	Receptacle female, M12x1, straight Industrial Ethernet Back wall-mounting Adjustable fixing screw	Print contact	M16x1.5	4	D	250V	4A		•		IE-FKFDY4-P/16/S38	8055849
	Receptacle female, M12x1, angled Industrial Ethernet Back wall-mounting	Print contact		4	D	250V	4A	1,0...2,5			IE-WFKFSY4-P/12/S3825	8055850
				4	D	250V	4A	2,5...4,0			IE-WFKFSY4-P/12/S3840	8055851
				4	D	250V	4A	4,0...5,0			IE-WFKFSY4-P/12/S3850	8055852
	Receptacle Single-ended cordset female, M12x1, straight Industrial Ethernet Back wall-mounting Adjustable fixing screw	Cable	M16x1.5	4	D	250V	4A			2	IE-FKFDSY4.029-2/16/S3800/S38	8063599
				4	D	250V	4A			5	IE-FKFDSY4.029-5/16/S3800/S38	8063600
				4	D	250V	4A			10	IE-FKFDSY4.029-10/16/S3800/S38	8063601
	Receptacle Single-ended cordset female, M12x1, angled Industrial Ethernet Back wall-mounting Adjustable fixing screw	Cable	M16x1.5	4	D	250V	4A			2	IE-WFKFDSY4.029-2/16/S3800/S38	8063602
				4	D	250V	4A			5	IE-WFKFDSY4.029-5/16/S3800/S38	8063603
				4	D	250V	4A			10	IE-WFKFDSY4.029-10/16/S3800/S38	8063604

		Connecting type	Fastening thread	Pins	Cod.	U[max]	I[max]	Δh[mm]	UL	L [m]	Item description	Item-No.
	Receptacle Single-ended cordset female, M12x1, straight Profibus Front wall-mounting	Cable	M16x1.5	5	B	60V	4A		•	2	PB-FKSW2.012-2/16/S1800/S3941	8063621
				5	B	60V	4A		•	5	PB-FKSW2.012-5/16/S1800/S3941	8063622
				5	B	60V	4A		•	10	PB-FKSW2.012-10/16/S1800/S3941	8063623
	Receptacle female, M12x1, angled Profibus Back wall-mounting	Print contact	M12x1	5	B	60V	4A	1,0...2,5			PB-WFKFSW5-P/12/S3525	8050279
				5	B	60V	4A	2,5...4,0			PB-WFKFSW5-P/12/S3540	8050280
				5	B	60V	4A	4,0...5,0			PB-WFKFSW5-P/12/S3550	8050281
	Receptacle female, M12x1, straight Profibus Back wall-mounting	Wire contact	M16x1.5	5	B	60V	4A			0.5	PB-FHM12KUB2.012-0,5/M16	8072599
	Receptacle female, M12x1, straight Profibus Back wall-mounting	Print contact	M16x1.5	5	B	60V	4A				PB-FHM12KUB5-P/M16	8072611
	Receptacle male, M12x1, straight Profibus Back wall-mounting	Wire contact	M16x1.5	5	B	60V	4A			0.5	PB-FHM12SUB2.012-0,5/M16	8072633
	Receptacle male, M12x1, straight Profibus Back wall-mounting	Print contact	M16x1.5	5	B	60V	4A				PB-FHM12SUB5-P/M16	8072640
	Receptacle female, M12x1, straight Profibus Front wall-mounting	Wire contact	M16x1.5	5	B	60V	4A			0.5	PB-FVM12KUB2.012-0,5/M16	8072602
	Receptacle female, M12x1, straight Profibus Front wall-mounting, positionable	Wire contact	M16x1.5	5	B	60V	4A			0.5	PB-FVM12KUB2.012-0,5/M16/S520	8077910
	Receptacle male, M12x1, straight Profibus Front wall-mounting	Wire contact	M16x1.5	5	B	60V	4A			0.5	PB-FVM12SUB2.012-0,5/M16	8072634
	Receptacle male, M12x1, straight Profibus Front wall-mounting, positionable	Wire contact	M16x1.5	5	B	60V	4A			0.5	PB-FVM12SUB2.012-0,5/M16/S520	8077971
	Receptacle male, M12x1, angled Profibus Back wall-mounting	Print contact	M12x1	5	B	60V	4A				PB-WF5FSW5-P/12	8045658
	Receptacle Single-ended cordset female, M12x1, straight Profibus Back wall-mounting Adjustable fixing screw	Cable	M16x1.5	5	B	60V	4A		•	2	PB-FKFDSW2.012-2/16/S1800	8061882
				5	B	60V	4A		•	5	PB-FKFDSW2.012-5/16/S1800	8063617
				5	B	60V	4A		•	10	PB-FKFDSW2.012-10/16/S1800	8063618

		Connecting type	Fastening thread	Pins	Cod.	U[max]	I[max]	Δh[mm]	UL	L [m]	Item description	Item-No.
	Receptacle Single-ended cordset female, M12x1, angled Profibus Back wall-mounting Adjustable fixing screw	Cable	M16x1.5	5	B	60V	4A		•	2	PB-WFKFDSW2.012-2/16/S1800	8061881
				5	B	60V	4A		•	5	PB-WFKFDSW2.012-5/16/S1800	8063619
				5	B	60V	4A		•	10	PB-WFKFDSW2.012-10/16/S1800	8063620
	Receptacle female, M12x1, straight CAN open/DeviceNet Front wall-mounting	Wire contact	M16x1.5	5	A	60V	4A			0.5	CD-FK5.022-0,5/16	8047958
	Receptacle male, M12x1, straight CAN open/DeviceNet Front wall-mounting	Wire contact	M16x1.5	5	A	60V	4A			0.5	CD-F55.022-0,5/16	8047960
	Receptacle female, M12x1, straight CAN open/DeviceNet Back wall-mounting Adjustable fixing screw	Wire contact	M16x1.5	5	A	60V	4A			0.5	CD-FKFD5.022-0,5/16	8047961
	Receptacle male, M12x1, straight CAN open/DeviceNet Back wall-mounting Adjustable fixing screw	Wire contact	M16x1.5	5	A	60V	4A			0.5	CD-F5FD5.022-0,5/16	8047962
	Receptacle female, M12x1, straight POWER Front wall-mounting	Wire contact	M16x1.5	2+PE	S	630V	16A			0.2	PS-FVM12K3.031-0,2	8064859
				3+PE	S	630V	12A			0.2	PS-FVM12K4.165-0,2	8067075
	Receptacle male, M12x1, straight POWER Front wall-mounting	Wire contact	M16x1.5	2+PE	S	630V	16A			0.2	PS-FVM12S3.031-0,2	8064858
				3+PE	S	630V	12A			0.2	PS-FVM12S4.165-0,2	8067074
	Receptacle female, M12x1, straight POWER Back wall-mounting	Wire contact	M16x1.5	2+PE	S	630V	16A			0.2	PS-FHM12K3.031-0,2	8064861
				3+PE	S	630V	12A			0.2	PS-FHM12K4.165-0,2	8067077
	Receptacle male, M12x1, straight POWER Back wall-mounting	Wire contact	M16x1.5	2+PE	S	630V	16A			0.2	PS-FHM12S3.031-0,2	8064860
				3+PE	S	630V	12A			0.2	PS-FHM12S4.165-0,2	8067076
	Receptacle female, M12x1, straight POWER Front wall-mounting	Wire contact	M16x1.5	4	T	63V	12A			0.2	PT-FVM12K4-0,2	8064855
	Receptacle male, M12x1, straight POWER Front wall-mounting	Wire contact	M16x1.5	4	T	63V	12A			0.2	PT-FVM12S4-0,2	8064854

		Connecting type	Fastening thread	Pins	Cod.	U[max]	I[max]	Δh[mm]	UL	L [m]	Item description	Item-No.	
	Receptacle female, M12x1, straight POWER Back wall-mounting	Wire contact	M16x1.5	4	T	63V	12A			0.2	PT-FHM12K4-0,2	8064857	
	Receptacle male, M12x1, straight POWER Back wall-mounting	Wire contact	M16x1.5	4	T	63V	12A			0.2	PT-FHM12S4-0,2	8064856	
	Receptacle female, M8x1, straight Sensor/actuator Front wall-mounting	Wire contact	M8x0,5	3	A	60V	4A	2,0...5,0		0.2	AL-FVM8KUA3-0,2/M8	8071345	
				4	A	60V	4A	2,0...5,0		0.2	AL-FVM8KUA4-0,2/M8	8071346	
				5	B	30V	3A	2,0...5,0		0.2	AL-FVM8KUB4.5-0,2/M8	8071347	
	Receptacle male, M8x1, straight Sensor/actuator Front wall-mounting	Wire contact	M8x0,5	3	A	60V	4A	2,0...5,0		0.2	AL-FVM8SUA3-0,2/M8	8071417	
				4	A	60V	4A	2,0...5,0		0.2	AL-FVM8SUA4-0,2/M8	8071419	
				5	B	30V	3A	2,0...5,0		0.2	AL-FVM8SUB4.5-0,2/M8	8071420	
	Receptacle female, M8x1, straight Sensor/actuator Back wall-mounting	Wire contact	M10x1	3	A	60V	4A	3,0...6,0		0.2	AL-FHM8KUA3-0,2/M10	8071402	
				4	A	60V	4A	3,0...6,0		0.2	AL-FHM8KUA4-0,2/M10	8071405	
				5	B	30V	3A	3,0...6,0		0.2	AL-FHM8KUB4.5-0,2/M10	8071406	
	Receptacle female, M8x1, straight Sensor/actuator Back wall-mounting Adjustable fixing screw	Print contact	M10x1	3	A	60V	4A	3,0...6,0			AL-FHM8KUA3-P/M10	8073385	
				4	A	60V	4A	3,0...6,0			AL-FHM8KUA4-P/M10	8073386	
				5	B	30V	3A	3,0...6,0			AL-FHM8KUB4.5-P/M10	8073387	
	Receptacle male, M8x1, straight Sensor/actuator Back wall-mounting	Wire contact	M8x1	3	A	60V	4A	2,0...4,5		0.2	AL-FHM8SUA3-0,2/M8	8071421	
				4	A	60V	4A	2,0...4,5		0.2	AL-FHM8SUA4-0,2/M8	8071422	
				5	B	30V	3A	2,0...4,5		0.2	AL-FHM8SUB4.5-0,2/M8	8071423	
	Receptacle male, M8x1, straight Sensor/actuator Back wall-mounting Adjustable fixing screw	Print contact	M8x1	3	A	60V	4A	2,0...4,5			AL-FHM8SUA3-P/M8	8073397	
				4	A	60V	4A	2,0...4,5			AL-FHM8SUA4-P/M8	8073398	
				5	B	30V	3A	2,0...4,5			AL-FHM8SUB4.5-P/M8	8073399	
	Panel connector male, M8x1/Ø8mm snap	Soldering contact		3		60V	4A				SESP3SL	8008157	
				4		60V	4A					SESP4SL	8037479
	Receptacle female, Ø8mm snap	Print contact		3		60V	4A				EKP3SP	8009728	
				4		60V	4A					EKP4SP	8009729
				5		30V	3A					EKP4.5SP	8043797
	Panel connector male, Ø8mm snap	Print contact		4		60V	4A				ESP4SP	8036657	
				5		30V	3A					ESP5SP	8044285
	Panel connector male, Ø8mm snap	Soldering contact		3		60V	4A				ESP3SL	8008163	
				4		60V	4A					ESP4SL	8008164
				5		30V	3A					ESP5SL	8044283

		Connecting type	Fastening thread	Pins	Cod.	U[max]	I[max]	Δh [mm]	UL	L [m]	Item description	Item-No.
	Panel connector male, Ø8mm snap	Print contact		3		60V	4A				ESHP3P	8008159
				4		60V	4A				ESHP4P	8008160
	Panel connector male, Ø8mm snap	Soldering contact		3		60V	4A				ESHP3L	8008161
				4		60V	4A				ESHP4L	8008162
	Panel connector male, M8x1/Ø8mm snap	Print contact		3		60V	4A				ESGP3P	8008742
				4		60V	4A				ESGP4P	8008743
	Panel connector male, M8x1/Ø8mm snap	Soldering contact		3		60V	4A				ESGP3L	8008744
				4		60V	4A				ESGP4L	8008745

Nomenclature

PB- W WAK C S E W 3- K

Connection K: Screw-terminal | S: Insulation displacement contact | L: Soldering

Pins

Coding

V4A locking mechanism

Shielded

Field-wireable

WAK: M12x1 female | WAS: M12x1 male | KP: M8x1 female | SP: M8x1 male | RJ45S: RJ45 male

W: angled | without: straight

Product line PB: Profinet | IE: Industrial Ethernet | S: M8x1 Screw-type

Field-wireable connectors







































Nearly actual size





Field-wireable connectors

Technical data	M12x1	M12x1 shielded	M8x1	M23x1	RJ45
Insulation resistance	$\geq 10^8 \Omega$	$\geq 10^8 \Omega$	$\geq 10^8 \Omega$	$\geq 10^8 \Omega$	$\geq 10^8 \Omega$
Resistance	$\leq 5 m\Omega$	$\leq 5 m\Omega$	$\leq 5 m\Omega$	$\leq 5 m\Omega$	$\leq 5 m\Omega$
Ambient temperature product	-40°C...+85°C	-40°C...+85°C	-40°C...+85°C	-40°C...+125°C	-40°C...+70°C
Contact material	Metal, gold-plated	Metal, gold-plated	Metal, gold-plated	Metal, gold-plated	Metal, gold-plated
Contact-carrier material	Plastic, PA	Plastic, PA	Plastic, PA	Plastic, PBT	Plastic, PA
Grip body material	Plastic	Zinc die-cast, nickel-plated	Plastic	Plastic	Plastic
Coupling nut material	Metal, nickel-plated	Metal, nickel-plated	Metal, nickel-plated	Metal, nickel-plated	
Standards	IEC 61076-2-101	IEC 61076-2-101	IEC 61076-2-104		IEC 60603-7-5
Degree of protection (mounted)	IP67	IP67	IP67		IP20
Mechanical life-cycle	>100 mating cycles	>100 mating cycles	>100 mating cycles	>100 mating cycles	>750 mating cycles
Degree of pollution	3	3 (8X: 2)	3	3	1

		Body						
		Pins	U[max]	I[max]	Cable outlet	Connecting cross-section	Item description	Item-No.
	Field-wireable connector female, M12x1, straight Screw-/clamp contact	4, A	250V	4A	4...6 mm	max. 0.75 mm ²	WAKC4K	8004811
		5, A	125V	4A	4...6 mm	max. 0.75 mm ²	WAKC5K	8004815
		8, A	60V	2A	6...8 mm	max. 0.5 mm ²	WAKC8K	8021862
	Field-wireable connector female, M12x1, straight Screw-/clamp contact Stainless steel	5, A	125V	4A	4...6 mm	max. 0.75 mm ²	WAKCE5K	8063393
	Field-wireable connector female, M12x1, angled Screw-/clamp contact	4, A	250V	4A	4...6 mm	max. 0.75 mm ²	WWAKC4K	8004808
		5, A	125V	4A	4...6 mm	max. 0.75 mm ²	WWAKC5K	8004809
		8, A	30V	2A	6...8 mm	max. 0.25 mm ²	WWAKC8K	8041146
	Field-wireable connector female, M12x1, angled Screw-/clamp contact Stainless steel	5, A	125V	4A	4...6 mm	max. 0.75 mm ²	WWAKCE5K	8063395
	Field-wireable connector male, M12x1, straight Screw-/clamp contact	4, A	250V	4A	4...6 mm	max. 0.75 mm ²	WASC4K	8004804
		5, A	125V	4A	4...6 mm	max. 0.75 mm ²	WASC5K	8004805
		8, A	60V	2A	6...8 mm	max. 0.5 mm ²	WASC8K	8021863
	Field-wireable connector male, M12x1, straight Screw-/clamp contact Stainless steel	5, A	125V	4A	4...6 mm	max. 0.75 mm ²	WASCE5K	8063394
	Field-wireable connector male, M12x1, angled Screw-/clamp contact	4, A	250V	4A	4...6 mm	max. 0.75 mm ²	WWASC4K	8004806
		5, A	125V	4A	4...6 mm	max. 0.75 mm ²	WWASC5K	8004807
		8, A	30V	2A	6...8 mm	max. 0.75 mm ²	WWASC8K	8052219
	Field-wireable connector male, M12x1, angled Screw-/clamp contact Stainless steel	5, A	125V	4A	4...6 mm	max. 0.75 mm ²	WWASCE5K	8063396
	Field-wireable connector female, M12x1, straight Insulation displacement contact	3, A	32V	4A	2.9...5.1 mm	0.14...0.34 mm ² AWG26...22	WAKC3S	8019714
		4, A	32V	4A	2.9...5.1 mm	0.14...0.34 mm ² AWG26...22	WAKC4S	8019718
	Field-wireable connector female, M12x1, angled Insulation displacement contact	4, A	32V	4A	4...5.1 mm	max. 0.5 mm ²	WWAKC4S	8019719
	Field-wireable connector male, M12x1, straight Insulation displacement contact	3, A	32V	4A	2.9...5.1 mm	0.14...0.34 mm ² AWG26...22	WASC3S	8019712
		4, A	32V	4A	2.9...5.1 mm	0.14...0.34 mm ² AWG26...22	WASC4S	8019716

		Body			Cable outlet	Connecting cross-section	Item description	Item-No.
		Pins	U[max]	I[max]				
	Field-wireable connector male, M12x1, angled Insulation displacement contact	4, A	32V	4A	4...5.1mm	max. 0.5 mm ²	WWASC4S	8019717
	Field-wireable connector female, M12x1, straight Soldering contact	12, A	30V	1A	6...8 mm	max. 0.25 mm ²	WAKC12L	8031858
	Field-wireable connector female, M12x1, angled Soldering contact	12, A	30V	2A	6...8 mm	max. 0.25 mm ²	WWAKC12L	8031859
	Field-wireable connector male, M12x1, straight Soldering contact	12, A	30V	2A	6...8 mm	max. 0.25 mm ²	WASC12L	8031860
	Field-wireable connector male, M12x1, angled Soldering contact	12, A	30V	2A	6...8 mm	max. 0.25 mm ²	WWASC12L	8031861
	Field-wireable connector female, M12x1, straight shielded Screw-/clamp contact	4, A	250V	4A	5...8 mm	max. 0.75 mm ²	WAKCS4K	8068908
		5, A	125V	4A	5...8 mm	max. 0.75 mm ²	WAKCS5K	8068910
		8, A	60V	2A	6...8 mm	max. 0.50 mm ²	WAKCS8K	8035193
	Field-wireable connector male, M12x1, straight shielded Screw-/clamp contact	4, A	250V	4A	5...8 mm	max. 0.75 mm ²	WASCS4K	8068909
		5, A	60V	4A	5...8 mm	max. 0.75 mm ²	WASCS5K	8068911
		8, A	60V	2A	6...8 mm	max. 0.5 mm ²	WASCS8K	8035192
	Field-wireable connector female, M12x1, straight shielded Soldering contact	12, A	30V	2A	6...8 mm	max. 0.25 mm ²	WAKCS12L	8052220
	Field-wireable connector male, M12x1, straight shielded Soldering contact	12, A	30V	2A	6...8 mm	max. 0.25 mm ²	WASCS12L	8037435
	Field-wireable connector male, M12x1, straight shielded Insulation displacement contact	4, D	250V	4A	5...9.7 mm	AWG 26/1 - AWG 22/1, AWG 26/7 - AWG 22/7	IE-WASCSY4S	8065954
		8, X	50V _{AC} 60V _{DC}	0.5A	5...9.7 mm	AWG 24/1 - AWG 22/1, AWG 26/7 - AWG 22/7	IE-WASCSX8S	8050231
	Field-wireable connector female, M12x1, straight shielded Screw-/clamp contact	5, B	125V	4A	6.5...8.5 mm	max. 0.75 mm ²	PB-WAKCSW4.5K	8031376

		Body						
		Pins	U[max]	I[max]	Cable outlet	Connecting cross-section	Item description	Item-No.
	Field-wireable connector female, M12x1, angled shielded Screw-/clamp contact	5, B	125V	4A	6...8 mm	max. 0.75 mm ²	PB-WWAKCSW4.5K	8040235
	Field-wireable connector male, M12x1, straight shielded Screw-/clamp contact	5, B	125V	4A	5...8 mm	max. 0.75 mm ²	PB-WASCSW4.5K	8031375
	Field-wireable connector male, M12x1, angled shielded Screw-/clamp contact	5, B	125V	4A	6...8 mm	max. 0.75 mm ²	PB-WWASCSW4.5K	8040236
	Field-wireable connector female, M12x1, straight Screw-/clamp contact	3+PE, S	630V	12A	8...10 mm	1.50 mm ²	PS-WAKC4K	8063400
		4, T	63V	12A	8...10 mm	1.50 mm ²	PT-WAKC4K	8063398
	Field-wireable connector male, M12x1, straight Screw-/clamp contact	3+PE, S	630V	12A	8...10 mm	1.50 mm ²	PS-WASC4K	8063399
		4, T	63V	12A	8...10 mm	1.50 mm ²	PT-WASC4K	8063397
	Field-wireable connector male, Duo sealed, M12x1, straight Screw-/clamp contact	4, A	250V	4A	2 x Ø 2.1-3 mm Ø 4-5 mm	0.75 mm ² AWG18	FSMC4K	8017231
		5, A	125V	4A	2 x Ø 2.1-3 mm Ø 4-5 mm	0.75 mm ² AWG18	FSMC5K	8032825
	Field-wireable connector female, M8x1, straight Screw-/clamp contact	3	60V	4A	3.5...5 mm	max. 0.5 mm ²	SKPC3K	8004833
		4	30V	4A	3.5...5 mm	max. 0.5 mm ²	SKPC4K	8004834
	Field-wireable connector male, M8x1, straight Screw-/clamp contact	3	60V	4A	3.5...5 mm	max. 0.5 mm ²	SSPC3K	8004831
		4	30V	4A	3.5...5 mm	max. 0.5 mm ²	SSPC4K	8004832
	Field-wireable connector female, M8x1, straight Insulation displacement contact	3	32V	4A	2.5...5.1 mm	0.14...0.34 mm ² AWG26...22	SKPC3S	8019721
		4	32V	4A	2.5...5.1 mm	0.14...0.34 mm ² AWG26...22	SKPC4S	8019723
	Field-wireable connector male, M8x1, straight Insulation displacement contact	3	32V	4A	2.5...5.1 mm	0.14...0.34 mm ² AWG26...22	SSPC3S	8019720
		4	32V	4A	2.5...5.1 mm	0.14...0.34 mm ² AWG26...22	SSPC4S	8019722
	Field-wireable connector female, M8x1, angled Soldering contact	3	32V	4A	3.5...5 mm	0.14...0.34 mm ² AWG26...22	SWKPC3L	8017351
		4	30V	4A	3.5...5 mm	max. 0.25 mm ²	SWKPC4L	8017364
	Field-wireable connector male, M8x1, angled Soldering contact	3	60V	4A	3.5...5 mm	max. 0.25 mm ²	SWSPC3L	8017365
		4	30V	4A	3.5...5 mm	max. 0.25 mm ²	SWSPC4L	8017366

		Body						
		Pins	U[max]	I[max]	Cable outlet	Connecting cross-section	Item description	Item-No.
	Field-wireable connector female, M23x1, straight Soldering contact	12	150V	8A* 4A**	8...12 mm	Contacts 10,11,12*: 0.75...1.0 mm ² all other**: 0.5...0.75 mm ²	MKCC12L	8013694
		19	125V	10A* 4A**	10...14 mm	Contacts 6,12,19*: 0.75...1.0 mm ² all other**: 0.5...0.75 mm ²	MKCC19L	8013696
	Field-wireable connector female, M23x1, angled Soldering contact	12	150V	8A* 4A**	8...12 mm	Contacts 9,10,11,12*: 0.75...1.0 mm ² all other**: 0.5...0.75 mm ²	WMKCC12L	8017153
		19	125V	10A* 4A**	10...14 mm	Contacts 6,12,19*: 0.75...1.0 mm ² all other**: 0.5...0.75 mm ²	WMKCC19L	8017151
	Field-wireable connector male, RJ45, straight Insulation displacement contact	8	50V	1A	5.5...10.5 mm	AWG27/7 – AWG22/7 AWG26/1 – AWG22/1	IE-RJ45SCS8	8065955
	Sealing, Field-wireable connector, M12x1						Set sealing 4-6mm	8061922

Nomenclature of patched connectors

Double-ended cordset

IE-	S	W	WAS	S	C	X	8.066-	L	- IE-	S	W	WAS	S	X	8.066	/ S3500
-----	---	---	-----	---	---	---	--------	---	-------	---	---	-----	---	---	-------	---------

Cable quality
 Contacts.allocation code
 X: X-coded | Y: D-coded
 Shielded
 WAS: M12x1 male | RJ45S: male | SP: M8x1 male
 W: angled | without: straight
 M8x1 Screw-type
 Industrial Ethernet
 Cable length [m]
 Contacts.allocation code
 X: X-coded | Y: D-coded
 Field-wireable
 Shielded
 WAS: M12x1 male | RJ45S: male | RJ45SL: light | SP: M8x1 male
 Without: straight | W: angled | for RJ45: W0=0°, W3=90°, W6=180°, W9=270°
 M8x1 Screw-type
 Industrial Ethernet

0° W0 90° W3 180° W6 270° W9

PROFIN ET POWERLINK EtherNet/IP EtherCAT sercos
 4D | 8X 4D

UL^{us} RoHS PC CE
 *only M12x1_4D, M8x1, Cabinet feed-through

Cable	Short description
S3500 PUR	Flexible PUR/PE data-cable Industrial Ethernet Cat7 for medium stresses. Halogen-free, flame retardant. Good oil- and chemical resistant, UL-style
S3800 PUR	Flexible PUR/PE data-cable Industrial Ethernet Cat5e for medium stresses. Halogen-free, flame retardant, medium drag-chain capability. Good oil- and chemical resistant, UL-style.
S2171 PUR	Flexible, PUR/PE data-cable Industrial Ethernet Cat5e for medium stresses. Halogen-free, flame retardant, medium drag-chain capability. Good oil- and chemical resistant, UL-style.
S3400 PUR	Flexible PUR/PE data-cable for Industrial Ethernet applications and medium stresses. Data transmission according to Cat5e. Halogen-free, flame retardant, medium drag-chain capability. Medium oil- and chemical resistance, UL-style.
S4030 PUR	PROFINET 4x2xAWG24/7 Type C is a torsion resistant-, high-speed-data cable of transmission category Cat7.
S4031 PUR	PROFINET 4x2xAWG26/19 Type C is a highly flexible-, high-speed data cable of transmission category Cat6.













Nearly actual size











Industrial Ethernet

Technical data	M12x1	M8x1	RJ45	Receptacle
Insulation resistance	$\geq 10^8 \Omega$	$\geq 10^8 \Omega$	$\geq 10^8 \Omega$	$\geq 10^8 \Omega$
Resistance	$\leq 5 m\Omega$	$\leq 5 m\Omega$	$\leq 5 m\Omega$	$\leq 5 m\Omega$
Ambient temperature product	-30°C...+90°C	-30°C...+90°C	-40°C...+70°C	-30°C...+90°C (* +70°C)
Contact material	Metal, gold-plated	Metal, gold-plated	Metal, gold-plated	Metal, gold-plated
Contact-carrier material	Plastic, TPU	Plastic, PA	Plastic, PC	Plastic
Grip body material	Plastic, TPU	Plastic, TPU	Plastic, TPE	Plastic, TPU
Coupling nut material	Metal, nickel-plated	Metal, nickel-plated		
Sealing (female) material				FPM/FKM
Material of external sealing				NBR
Receptacle housing material				Metal, CuZn, nickel-plated
Standards	IEC 61076-2-101/-109	IEC 61076-2-104	IEC 60603-7-5	IEC 61076-2-101/-109
Degree of protection (mounted)	IP65, IP67, IP68	IP65, IP67, IP68	IP20	IP65, IP67, IP68
Mechanical life-cycle	>100 mating cycles	>100 mating cycles	>750 mating cycles	>100 mating cycles
Degree of pollution	2	3/2	1	3/2











Industrial Ethernet components from ESCHA are adapted to the specifications of the corresponding user organizations. 4-pole/D-coded or 8-pole/X-coded M12x1 connectivity solutions as well as receptacles, interface-components and industrial suited RJ45 patch cords enable to setup a high-quality Ethernet infrastructure. Our 360°-shielding with the patented ESCHA two-shell shielding-concept (2SSK) ensures a safe and dependable data transmission (Cat5e, Cat6A).

		Body				Cable			Item description	L = cable length*		
		Pins	U[max]	l[max]	Δh[mm]	Material	Color	UL		2m / 1m	5m / 2m	10m / 5m
	Single-ended cordset male, M12x1, straight shielded Cat5e	4, D	250V	4A	PUR	GN	•	IE-WASSY4.029-L/S2171	8031449	8031450	8031451	
				4A	PUR	GN	•	IE-WASSY4.082-L/S3400	8056566	8056567	8056568	
	Single-ended cordset male, M12x1, angled shielded Cat5e	4, D	250V	4A	PUR	GN	•	IE-WWASSY4.029-L/S2171	8044087	8041940	8044088	
				4A	PUR	GN	•	IE-WWASSY4.082-L/S3400	8056569	8056570	8056571	
	Field-wireable connector male, M12x1, straight shielded Cat5e Insulation displacement contact	4, D	250V	4A				IE-WASCSY4S	8065954			
	Single-ended cordset male, RJ45, straight shielded Cat5e	4	50V	1A	PUR	GN		IE-RJ45SS4.003-L/S2171	8062329	8062330	8062331	
				1A	PUR	GN		IE-RJ45SS8.005-L/S3400	8056581	8056582	8056583	
	Single-ended cordset male, RJ45, angled, 0° shielded Cat5e	4	50V	1A	PUR	GN		IE-W0RJ45SS8.005-L/S3400	8080677	8080356	8080678	
	Single-ended cordset male, RJ45, angled, 90° shielded Cat5e	4	50V	1A	PUR	GN		IE-W3RJ45SS8.005-L/S3400	8080679	8079038	8080680	
	Single-ended cordset male, RJ45, angled, 180° shielded Cat5e	4	50V	1A	PUR	GN		IE-W6RJ45SS8.005-L/S3400	8080681	8080682	8080683	
	Single-ended cordset male, RJ45, angled, 270° shielded Cat5e	4	50V	1A	PUR	GN		IE-W9RJ45SS8.005-L/S3400	8080684	8080802	8080994	












* Standard cable-lengths for single-ended cordset: 2m, 5m, or 10m. For double-ended cordset: 1m, 2m, or 5m. Wire length for receptacles: 0.5m (0.2m for POWER). Other cable- and wire lengths are available upon request.

		Body				Cable			L = cable length*			
		Pins	U[max]	I[max]	Δh[mm]	Material	Color	UL	Item description	2m / 1m	5m / 2m	10m / 5m
	Field-wireable connector male, RJ45, straight Cat6A Insulation displacement contact	8	50V	1A					IE-RJ45SCS8	8065955		
	Receptacle Single-ended cordset female, M12x1, straight shielded Cat5e Cable Front wall-mounting	4, D	250V	4A		PUR	GN		IE-FKSY4.029-L/16/S2171/S3941	8063614	8063615	8063616
	Receptacle female, M12x1, straight Cat5e Print contact Back wall-mounting	4, D	250V	4A	1.0...2.5				IE-FHM12KUD4-P/M12/S3525	8074847		
				4A	2.5...4.0				IE-FHM12KUD4-P/M12/S3540	8074846		
				4A	4.0...5.0				IE-FHM12KUD4-P/M12/S3550	8072578		
	Receptacle female, M12x1, angled shielded Print contact Back wall-mounting	4, D	250V	4A	1.0...2.5				IE-WFKFSY4-P/12/S3525	8050282		
				4A	2.5...4.0				IE-WFKFSY4-P/12/S3540	8050284		
				4A	4.0...5.0				IE-WFKFSY4-P/12/S3550	8050285		
	Receptacle female, M12x1, straight Wire contact Back wall-mounting	4, D	250V	4A					IE-FHM12KUD4.029-0,5/M16	8072504		
	Receptacle male, M12x1, straight Wire contact Back wall-mounting	4, D	250V	4A					IE-FHM12SUD4.029-0,5/M16	8072520		
	Receptacle female, M12x1, straight Wire contact Front wall-mounting	4, D	250V	4A					IE-FVM12KUD4.029-0,5/M16	8072505		
	Receptacle female, M12x1, straight Wire contact Front wall-mounting, positionable	4, D	250V	4A					IE-FVM12KUD4.029-0,5/M16/S520	8077905		
	Receptacle male, M12x1, straight Wire contact Front wall-mounting	4, D	250V	4A					IE-FVM12SUD4.029-0,5/M16	8072521		
	Receptacle male, M12x1, straight Wire contact Front wall-mounting, positionable	4, D	250V	4A					IE-FVM12SUD4.029-0,5/M16/S520	8077968		








* Standard cable-lengths for single-ended cordset: 2m, 5m, or 10m. For double-ended cordset: 1m, 2m, or 5m. Wire length for receptacles: 0.5m (0.2m for POWER). Other cable- and wire lengths are available upon request.

		Body				Cable			L = cable length*			
		Pins	U[max]	I[max]	Δh[mm]	Material	Color	UL	Item description	2m / 1m	5m / 2m	10m / 5m
	Receptacle female, M12x1, straight Cat5e Print contact Back wall-mounting	4, D	250V	4A	1,0...5,0				IE-FHM12KUD4-P/M16	8072576		
	Receptacle male, M12x1, straight Cat5e Print contact Back wall-mounting	4, D	250V	4A	1,0...5,0				IE-FHM12SUD4-P/M16	8072586		
	Receptacle Single-ended cordset female, M12x1, straight shielded Cat5e Cable Back wall-mounting	4, D	250V	4A		PUR	GN		IE-FKFDSY4.029-L/16/S2171	8063608	8063609	8063610
				4A		PUR	GN		IE-FKFDSY4.082-L/16/S3400	8064034	8064035	8064036
	Receptacle Single-ended cordset female, M12x1, angled shielded Cat5e Cable Back wall-mounting	4, D	250V	4A		PUR	GN		IE-WKFDSY4.029-L/16/S2171	8063611	8063612	8063613
				4A		PUR	GN		IE-WKFDSY4.082-L/16/S3400	8064034	8064035	8064036
	Single-ended cordset male, M8x1, straight shielded Cat5e	4	30V	4A		PUR	GN		IE-SSPS4.027-L/S3400	8055529	8055530	8055531
	Single-ended cordset male, M8x1, angled shielded Cat5e	4	30V	4A		PUR	GN		IE-SWSPS4.027-L/S3400	8055789	8055790	8055791
	Double-ended cordset male, M12x1, straight shielded Cat5e	4, D	250V	4A		PUR	GN	•	IE-WASSY4.029-L-IE-WASSY4.029/S2171	8031558	8031560	8031561
		4, D		4A		PUR	GN	•	IE-WASSY4.082-L-IE-WASSY4.082/S3400	8056557	8056558	8056559
	Double-ended cordset male, M12x1, straight shielded Cat5e	4, D	50V	1A		PUR	GN		IE-WASSY4.029-L-IE-RJ45SS4.003/S2171	8061081	8061082	8061083
		4		1A		PUR	GN		IE-WASSY4.082-L-IE-RJ45SS8.005/S3400	8056572	8056573	8056574
	Double-ended cordset male, M12x1, straight shielded Cat5e	4, D	60V	4A		PUR	GN		IE-WASSY4.082-L-IE-SSPS4.027/S3400	8055552	8055553	8055554
		4		4A		PUR	GN		IE-WASSY4.082-L-IE-SSPS4.027/S3400	8055552	8055553	8055554
	Receptacle Double-ended cordset female, M12x1, straight shielded Cat5e	4, D	50V	1A		PUR	GN		IE-FKFDSY4.029-L-IE-RJ45SS4.003/S2171	8064023	8064024	8064025
				1A		PUR	GN		IE-FKFDSY4.082-L-IE-RJ45SS8.005/S3400	8060876	8063625	8063626










* Standard cable-lengths for single-ended cordset: 2m, 5m, or 10m. For double-ended cordset: 1m, 2m, or 5m. Wire length for receptacles: 0.5m (0.2m for POWER). Other cable- and wire lengths are available upon request.

		Body				Cable			Item description	L = cable length*		
		Pins	U[max]	I[max]	Δh[mm]	Material	Color	UL		2m / 1m	5m / 2m	10m / 5m
	Receptacle Double-ended cordset female, M12x1, angled shielded Cat5e	4, D	50V	1A		PUR	GN		IE-WFKFDSY4.082-L-IE-RJ45SS8.005/S3400	8069853	8069854	8069855
	Double-ended cordset male, M12x1, angled shielded Cat5e	4, D	250V	4A		PUR	GN	•	IE-WWASSY4.029-L-IE-WASSY4.029/S2171	8046398	8044089	8044090
		4, D		4A		PUR	GN	•	IE-WWASSY4.082-L-IE-WASSY4.082/S3400	8056563	8056564	8056565
	Double-ended cordset male, M12x1, angled shielded Cat5e	4, D	50V	1A		PUR	GN		IE-WWASSY4.029-L-IE-RJ45SS4.003/S2171	8062317	8062318	8062319
		4		1A		PUR	GN		IE-WWASSY4.082-L-IE-RJ45SS8.005/S3400	8056575	8056576	8056577
	Double-ended cordset male, M12x1, angled shielded Cat5e	4, D	250V	4A		PUR	GN	•	IE-WWASSY4.029-L-IE-WWASSY4.029/S2171	8046893	8036902	8036903
		4, D		4A		PUR	GN	•	IE-WWASSY4.082-L-IE-WWASSY4.082/S3400	8056560	8056561	8056562
	Double-ended cordset male, RJ45, straight shielded Cat5e	4	50V	1A		PUR	GN		IE-RJ45SS4.003-L-IE-RJ45SS4.003/S2171	8062323	8062324	8065056
		4		1A		PUR	GN		IE-RJ45SS8.005-L-IE-RJ45SS8.005/S3400	8056578	8056579	8056580
	Double-ended cordset male, RJ45, angled, 0° shielded Cat5e	4	50V	1A		PUR	GN		IE-W0RJ45SS8.005-L-IE-RJ45SS8.005/S3400	8080803	8080804	8080752
		4										













* Standard cable-lengths for single-ended cordset: 2m, 5m, or 10m. For double-ended cordset: 1m, 2m, or 5m. Wire length for receptacles: 0.5m (0.2m for POWER). Other cable- and wire lengths are available upon request.

		Body				Cable			L = cable length*			
		Pins	U[max]	I[max]	Δh [mm]	Material	Color	UL	Item description	2m / 1m	5m / 2m	10m / 5m
	Double-ended cordset male, RJ45, angled, 90° male, RJ45, straight shielded Cat5e	4 4	50V	1A		PUR	GN		IE-W3RJ45SS8.005-L-IE-RJ45SS8.005/S3400	8080805	8080806	8080753
	Double-ended cordset male, RJ45, angled, 180° male, RJ45, straight shielded Cat5e	4 4	50V	1A		PUR	GN		IE-W6RJ45SS8.005-L-IE-RJ45SS8.005/S3400	8080807	8080995	8080754
	Double-ended cordset male, RJ45, angled, 270° male, RJ45, straight shielded Cat5e	4 4	50V	1A		PUR	GN		IE-W9RJ45SS8.005-L-IE-RJ45SS8.005/S3400	8080808	8080997	8080755
	Double-ended cordset male, RJ45 light, straight male, RJ45 light, straight shielded Cat5e	4 4	50V	1A		PUR	GN		IE-RJ45SLS8.005-L-IE-RJ45SLS8.005/S3400	8069789	8071964	8075806
	Double-ended cordset female, M8x1, straight male, M8x1, straight shielded Cat5e	4 4	60V	4A		PUR	GN		IE-SKPS4.027-L-IE-SSPS4.027/S3400	8055535	8055537	8055538
	Double-ended cordset male, M8x1, straight male, M8x1, straight shielded Cat5e	4 4	60V	4A		PUR	GN		IE-SSPS4.027-L-IE-SSPS4.027/S3400	8055532	8055533	8055534
	Double-ended cordset male, M8x1, straight male, RJ45, straight shielded Cat5e	4 4	50V	1A		PUR	GN		IE-SSPS4.027-L-IE-RJ45SS8.005/S3400	8055536	8055539	8055540









* Standard cable-lengths for single-ended cordset: 2m, 5m, or 10m. For double-ended cordset: 1m, 2m, or 5m. Wire length for receptacles: 0.5m (0.2m for POWER). Other cable- and wire lengths are available upon request.

		Body				Cable			L = cable length*			
		Pins	U[max]	I[max]	Δh[mm]	Material	Color	UL	Item description	2m / 1m	5m / 2m	10m / 5m
	Double-ended cordset male, M8x1, angled shielded Cat5e	4 4	60V	4A		PUR	GN		IE-SWSPS4.027-L-IE-SSPS4.027/S3400	8055795	8055796	8055797
	Double-ended cordset male, M8x1, angled shielded Cat5e	4 4	60V	4A		PUR	GN		IE-SWSPS4.027-L-IE-SWSPS4.027/S3400	8055801	8055802	8055804
	Single-ended cordset male, M12x1, straight shielded Cat5e	4, D	250V	4A		PUR	RD	•	IE-WASSY4.029-L/S3800	8055493	8055494	8055495
	Single-ended cordset male, M12x1, angled shielded Cat5e	4, D	250V	4A		PUR	RD	•	IE-WWASSY4.029-L/S3800	8055499	8055500	8055501
	Field-wireable connector male, M12x1, straight shielded Cat5e Insulation displacement contact	4, D	250V	4A					IE-WASCSY4S	8065954		
	Single-ended cordset male, RJ45, straight shielded Cat5e	4	50V	1A		PUR	RD		IE-RJ45SS4.003-L/S3800	8062332	8062333	8062334
	Field-wireable connector male, RJ45, straight Cat6A Insulation displacement contact	8	50V	1A					IE-RJ45SCS8	8065955		
	Receptacle Single-ended cordset female, M12x1, straight shielded Cat5e Cable Front wall-mounting	4, D	250V	4A		PUR	RD		IE-FKSY4.029-L/16/S3800/S3801	8063605	8063606	8063607
	Receptacle female, M12x1, straight Cat5e Print contact Back wall-mounting	4, D	250V	4A					IE-FKFDY4-P/16/S38	8055849		










* Standard cable-lengths for single-ended cordset: 2m, 5m, or 10m. For double-ended cordset: 1m, 2m, or 5m. Wire length for receptacles: 0.5m (0.2m for POWER). Other cable- and wire lengths are available upon request.

		Body				Cable				L = cable length*		
		Pins	U[max]	I[max]	Δh[mm]	Material	Color	UL	Item description	2m / 1m	5m / 2m	10m / 5m
	Receptacle female, M12x1, angled shielded	4, D	250V	4A	1.0...2.5				IE-WFKFSY4-P/12/S3825	8055850		
	Cat5e			4A	2.5...4.0				IE-WFKFSY4-P/12/S3840	8055851		
	Print contact Back wall-mounting			4A	4.0...5.0				IE-WFKFSY4-P/12/S3850	8055852		
	Receptacle Single-ended cordset female, M12x1, straight shielded	4, D	250V	4A		PUR	RD		IE-FKFDSY4.029-L/16/S3800/S38	8063599	8063600	8063601
	Receptacle Single-ended cordset female, M12x1, angled shielded	4, D	250V	4A		PUR	RD		IE-WFKFDSY4.029-L/16/S3800/S38	8063602	8063603	8063604
	Double-ended cordset male, M12x1, straight shielded	4, D 4, D	250V	4A		PUR	RD	•	IE-WASSY4.029-L-IE-WASSY4.029/S3800	8055496	8055497	8055498
	Double-ended cordset male, M12x1, straight shielded	4, D	50V	1A		PUR	RD		IE-WASSY4.029-L-IE-RJ45SS4.003/S3800	8061084	8061085	8061086
	Double-ended cordset male, RJ45, straight shielded	4, D	50V	1A		PUR	RD		IE-FKFDSY4.029-L-IE-RJ45SS4.003/S3800	8064026	8064027	8064028
	Receptacle Double-ended cordset female, M12x1, straight shielded	4, D	50V	1A		PUR	RD		IE-FKFDSY4.029-L-IE-RJ45SS4.003/S3800	8064026	8064027	8064028
	Receptacle Double-ended cordset female, M12x1, straight shielded	4, D	50V	1A		PUR	RD		IE-FKFDSY4.029-L-IE-RJ45SS4.003/S3800	8064026	8064027	8064028
	Double-ended cordset male, M12x1, angled shielded	4, D 4, D	250V	4A		PUR	RD	•	IE-WWASSY4.029-L-IE-WASSY4.029/S3800	8055502	8055503	8055504
	Double-ended cordset male, M12x1, straight shielded	4, D	50V	1A		PUR	RD		IE-WWASSY4.029-L-IE-WASSY4.029/S3800	8055502	8055503	8055504
	Double-ended cordset male, M12x1, angled shielded	4, D 4	50V	1A		PUR	RD		IE-WWASSY4.029-L-IE-RJ45SS4.003/S3800	8062320	8062321	8062322
	Double-ended cordset male, RJ45, straight shielded	4, D	50V	1A		PUR	RD		IE-WWASSY4.029-L-IE-RJ45SS4.003/S3800	8062320	8062321	8062322

















* Standard cable-lengths for single-ended cordset: 2m, 5m, or 10m. For double-ended cordset: 1m, 2m, or 5m. Wire length for receptacles: 0.5m (0.2m for POWER). Other cable- and wire lengths are available upon request.

		Body				Cable			Item description	L = cable length*		
		Pins	U[max]	I[max]	Δh[mm]	Material	Color	UL		2m / 1m	5m / 2m	10m / 5m
	Double-ended cordset male, M12x1, angled shielded Cat5e	4, D 4, D	250V	4A		PUR	RD	•	IE-WWASSY4.029-L-IE-WWASSY4.029/S3800	8055505	8055506	8055507
	Double-ended cordset male, RJ45, straight shielded Cat5e	4 4	50V	1A		PUR	RD		IE-RJ45SS4.003-L-IE-RJ45SS4.003/S3800	8062326	8062327	8062328
	Adapter female, M12x1, straight shielded Cat5e	4, D 4, D	250V	4A					IE-WAKSY4-IE-WAKSY4	8065952		
	Adapter female, M12x1, straight shielded Cat5e	8, X 4, D	50V _{AC} 60V _{DC}	0.5A					IE-WAKSX8-IE-WAKSY4	8065950		
	Panel feed through female, M12x1, straight shielded Cat5e	4, D 8	50V _{AC/DC}	0.2A					IE-FKFDSY4-RJ45KS	8069793		
	Back wall-mounting											
	Panel feed through female, M12x1, angled shielded Cat5e	4, D 8	50V _{AC/DC}	0.2A					IE-WFKFDSY4-RJ45KS	8069794		
	Back wall-mounting											
	Single-ended cordset male, M12x1, straight shielded Cat6A	8, X	50V _{AC} 60V _{DC}	0.5A		PUR	GN		IE-WASSX8.066-L/S3500	8049457	8049458	8049459
	Single-ended cordset male, M12x1, straight shielded Cat6A	8, X	50V _{AC} 60V _{DC}	0.5A		PUR	GN		IE-WASSX8.066-L/S4030	8063566	8063567	8063568
				0.5A		PUR	GN		IE-WASSX8.066-L/S4031	8063578	8063579	8063580









* Standard cable-lengths for single-ended cordset: 2m, 5m, or 10m. For double-ended cordset: 1m, 2m, or 5m. Wire length for receptacles: 0.5m (0.2m for POWER). Other cable- and wire lengths are available upon request.

		Body				Cable			L = cable length*				
		Pins	U[max]	I[max]	Δh[mm]	Material	Color	UL	Item description				
									2m / 1m	5m / 2m	10m / 5m		
	Single-ended cordset male, M12x1, angled shielded Cat6A	8, X	50V _{AC} 60V _{DC}	0.5A		PUR	GN		IE-WWASSX8.066-L/S3500	8055441	8055442	8055443	
	Single-ended cordset male, RJ45, straight shielded Cat6A	8	50V	1A		PUR	GN		IE-RJ45SS8.002-L/S3500	8052214	8052215	8052216	
	Field-wireable connector male, RJ45, straight Cat6A Insulation displacement contact	8	50V	1A					IE-RJ45SCS8	8065955			
	Receptacle female, M12x1, straight shielded Cat6A Print contact Front wall-mounting	8, X	50V _{AC} 60V _{DC}	0.5A	0,9...2,5				IE-FKDSX8-P/12	8050232			
	Receptacle female, M12x1, straight shielded Cat6A Print contact Front wall-mounting modular	8, X	50V _{AC} 60V _{DC}	0.5A	0,9...2,5				IE-FKDHSX8-P/12	8053483			
	Receptacle female, M12x1, straight shielded Cat6A Print contact Back wall-mounting	8, X	50V _{AC} 60V _{DC}	0.5A	0,9...2,5				IE-FKFDX8-P	8053484			
	Receptacle female, M12x1, straight shielded Cat6A Print contact Back wall-mounting modular	8, X	50V _{AC} 60V _{DC}	0.5A	0,9...2,5				IE-FKFDHSX8-P	8053485			
	Receptacle female, M12x1, angled shielded Cat6A Print contact Back wall-mounting	8, X	50V _{AC} 60V _{DC}	0.5A	1,0...2,5				IE-WFKFSX8-P/12/S3525	8059345			
				0.5A	2,5...4,0					IE-WFKFSX8-P/12/S3540	8059346		
				0.5A	4,0...5,0					IE-WFKFSX8-P/12/S3550	8059347		
	Receptacle female, M12x1, straight shielded Cat6A Print contact Insert connector	8, X	50V _{AC} 60V _{DC}	0.5A					IE-EKSX8P	8050233			


* Standard cable-lengths for single-ended cordset: 2m, 5m, or 10m. For double-ended cordset: 1m, 2m, or 5m. Wire length for receptacles: 0.5m (0.2m for POWER). Other cable- and wire lengths are available upon request.

		Body				Cable			L = cable length*			
		Pins	U[max]	I[max]	Δh[mm]	Material	Color	UL	Item description			
									2m / 1m	5m / 2m	10m / 5m	
	Receptacle Single-ended cordset female, M12x1, straight shielded Cat6A Cable Back wall-mounting	8, X	50V _{AC} 60V _{DC}	0.5A		PUR	GN		IE-FKFDSX8.066-L/S3500	8061148	8061149	8061150
	Receptacle Single-ended cordset female, M12x1, straight shielded Cat6A Cable Back wall-mounting	8, X	50V _{AC} 60V _{DC}	0.5A		PUR	GN		IE-FKFDSX8.066-L/S4030	8063572	8063573	8063574
				0.5A		PUR	GN		IE-FKFDSX8.066-L/S4031	8063584	8063585	8063586
	Double-ended cordset male, M12x1, straight shielded Cat6A	8, X	50V _{AC} 60V _{DC}	0.5A		PUR	GN		IE-WASSX8.066-L-IE-WASSX8.066/S3500	8048865	8049460	8049461
		8, X										
	Double-ended cordset male, M12x1, straight shielded Cat6A	8, X	50V _{AC} 60V _{DC}	0.5A		PUR	GN		IE-WASSX8.066-L-IE-WASSX8.066/S4030	8063563	8063564	8063565
				0.5A		PUR	GN		IE-WASSX8.066-L-IE-WASSX8.066/S4031	8063575	8063576	8063577
	Double-ended cordset male, M12x1, straight shielded Cat6A	8, X	50V	0.5A		PUR	GN		IE-WASSX8.066-L-IE-RJ45SS8.002/S3500	8053444	8053288	8053289
		8										
	Receptacle Double-ended cordset female, M12x1, straight Cat6A	8, X	50V _{AC} 60V _{DC}	0.5A		PUR	GN		IE-FKFDSX8.066-L-IE-WASSX8.066/S3500	8061289	8061290	8061291
		8, X										
	Receptacle Double-ended cordset female, M12x1, straight Cat6A	8, X	50V _{AC} 60V _{DC}	0.5A		PUR	GN		IE-FKFDSX8.066-L-IE-WASSX8.066/S4030	8063569	8063570	8063571
				0.5A		PUR	GN		IE-FKFDSX8.066-L-IE-WASSX8.066/S4031	8063581	8063582	8063583
	Receptacle Double-ended cordset female, M12x1, straight shielded Cat6A	8, X	50V	0.5A		PUR	GN		IE-FKFDSX8.066-L-IE-RJ45SS8.002/S3500	8061295	8061296	8061297
												
	Double-ended cordset male, M12x1, angled shielded Cat6A	8, X	50V _{AC} 60V _{DC}	0.5A		PUR	GN		IE-WWASSX8.066-L-IE-WASSX8.066/S3500	8055444	8055445	8055446
		8, X										

* Standard cable-lengths for single-ended cordset: 2m, 5m, or 10m. For double-ended cordset: 1m, 2m, or 5m. Wire length for receptacles: 0.5m (0.2m for POWER). Other cable- and wire lengths are available upon request.

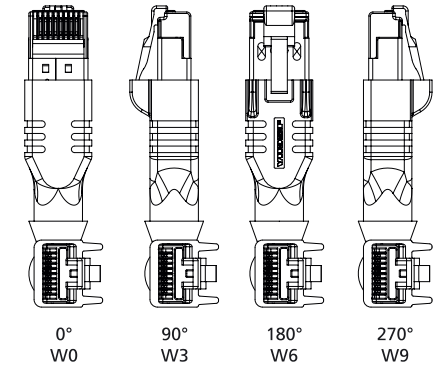
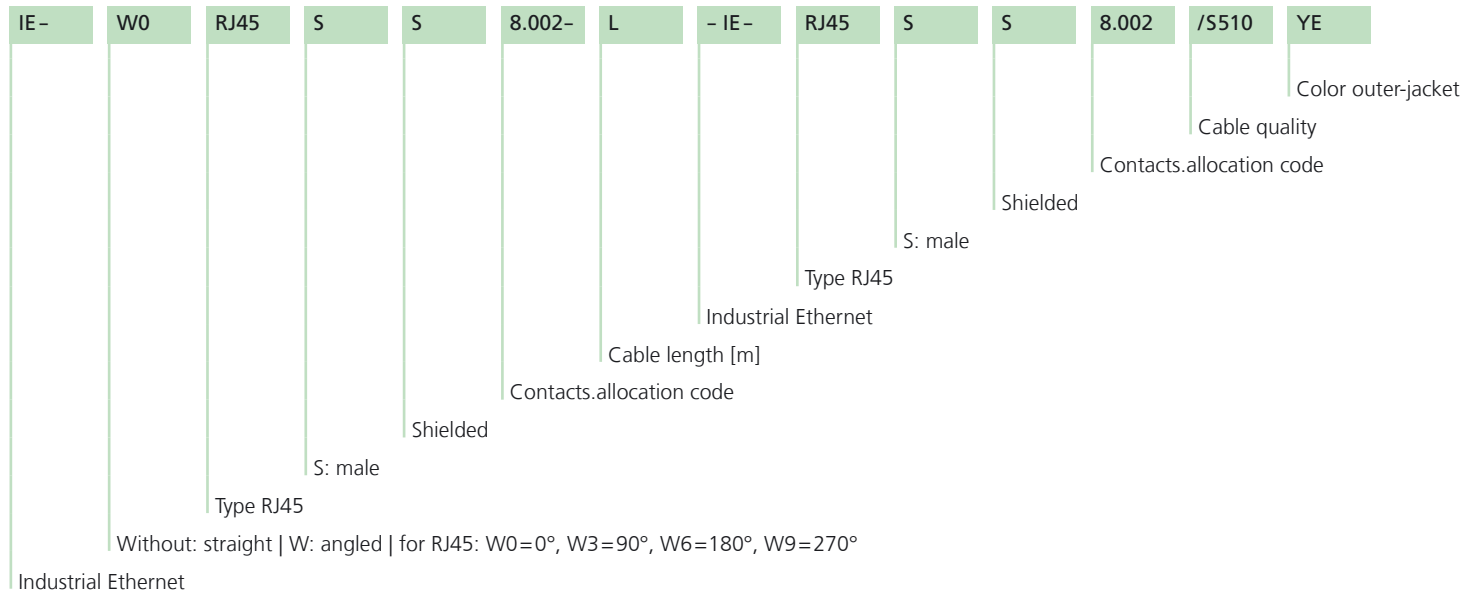
		Body				Cable			L = cable length*			
		Pins	U[max]	I[max]	Δh [mm]	Material	Color	UL	Item description	2m / 1m	5m / 2m	10m / 5m
	Double-ended cordset male, M12x1, angled male, RJ45, straight shielded Cat6A	8, X 8	50V	0.5A		PUR	GN		IE-WWASSX8.066-L-IE-RJ45SS8.002/S3500	8055447	8055448	8055449
	Double-ended cordset male, RJ45, straight shielded Cat6A	8 8	50V	1A		PUR	GN		IE-RJ45SS8.002-L-IE-RJ45SS8.002/S3500	8052205	8048829	8048830
	Adapter female, M12x1, straight shielded Cat6A	8, X 8, X	50V _{AC} 60V _{DC}	0.5A					IE-WAKSX8-IE-WAKSX8	8065951		
	Panel feed through female, M12x1, angled female, RJ45, straight shielded Cat6A	8, X 8	50V _{AC} 60V _{DC}	0.5A					IE-WFKFDSX8-RJ45KS	8055774		
	Back wall-mounting											
	Panel feed through female, M12x1, straight shielded Cat6A	8, X 8	50V _{AC} 60V _{DC}	0.5A					IE-FKFDSX8-RJ45KS	8055773		
	Back wall-mounting											
	Wiring connector Cat7 Insulation displacement contact	8	60V _{DC}	0.5A					IE-LVCS8	8055776		
	Wall bracket for Industrial Ethernet adapter									8065953		
	Adapter female, RJ45, straight Cat6E	8 8	50V _{AC/DC}	1A					IE-RJ45KS-RJ45KS	8076629		

* Standard cable-lengths for single-ended cordset: 2m, 5m, or 10m. For double-ended cordset: 1m, 2m, or 5m. Wire length for receptacles: 0.5m (0.2m for POWER). Other cable- and wire lengths are available upon request.

		Body				Cable			L = cable length*			
		Pins	U[max]	I[max]	Δh [mm]	Material	Color	UL	Item description	2m / 1m	5m / 2m	10m / 5m
	Field-wireable connector male, M12x1, straight shielded Cat6A Insulation displacement contact	8, X	50V _{AC} 60V _{DC}	0.5A					IE-WASCSX8S	8050231		

* Standard cable-lengths for single-ended cordset: 2m, 5m, or 10m. For double-ended cordset: 1m, 2m, or 5m. Wire length for receptacles: 0.5m (0.2m for POWER). Other cable- and wire lengths are available upon request.


Nomenclature



RJ45 patch cords



Cable	Short description
S510 PVC	Flexible PVC/PE patch-cord-cable for Industrial Ethernet applications and medium stresses. Data transmission according to Cat5e.
S620 LSZH/FRNC	Flexible FRNC/PE patch-cord-cable for Industrial Ethernet applications and medium stresses. Data transmission according to Cat7. Halogen-free, flame retardant, UL-style.
S3400 PUR	Flexible PUR/PE data-cable for Industrial Ethernet applications and medium stresses. Data transmission according to Cat5e. Halogen-free, flame retardant, medium drag-chain capability. Medium oil- and chemical resistance, UL-style.



Nearly actual size

RJ45 patch cords

Technical data	RJ45
Insulation resistance	$\geq 10^8 \Omega$
Resistance	$\leq 5 m\Omega$
Ambient temperature product	-40°C...+70°C
Contact material	Metal, CuZn, gold-plated
Contact-carrier material	Plastic, PC, transparent
Grip body material	Plastic, TPE, BK
Standards	IEC 60603-7-5
Degree of protection (mounted)	IP20
Mechanical life-cycle	>750 mating cycles
Degree of pollution	1

Our RJ45 patch cords are adapted for industrial applications as well as a structured building wiring. We have launched two product lines: one with PVC-cable quality for Cat5e-applications and another with FRNC-cable quality for Cat6A-applications respectively including four-pair AWG26-cables. The RJ45 patch cords are IP20 tested.

					L = cable length							
	Color	UL	Item description	0,3m	0,5m	1m	2m	5m	7,5m	10m	12,5m	
	GY		Double-ended cordset Cat5e male, RJ45, straight male, RJ45, straight T568B IE-RJ45SS8.002-L-IE-RJ45SS8.002/S510GY	8068494	8068495	8068496	8068497	8068499	8068501	8068502	8068503	
	RD		Double-ended cordset Cat5e male, RJ45, straight male, RJ45, straight T568B IE-RJ45SS8.002-L-IE-RJ45SS8.002/S510RD	8068540	8068541	8068542	8068543	8068545	8068546	8068547	8068548	
	YE		Double-ended cordset Cat5e male, RJ45, straight male, RJ45, straight T568B IE-RJ45SS8.002-L-IE-RJ45SS8.002/S510YE	8068524	8068525	8068526	8068527	8068529	8068530	8068531	8068532	
	BU		Double-ended cordset Cat5e male, RJ45, straight male, RJ45, straight T568B IE-RJ45SS8.002-L-IE-RJ45SS8.002/S510BU	8068556	8068557	8068558	8068559	8068560	8068561	8068562	8068563	
	GN		Double-ended cordset Cat5e male, RJ45, straight male, RJ45, straight T568B IE-RJ45SS8.002-L-IE-RJ45SS8.002/S510GN	8068571	8068572	8068573	8068574	8068576	8068577	8068578	8068579	
	BK	•	Double-ended cordset Cat6A male, RJ45, straight male, RJ45, straight T568B IE-RJ45SS8.002-L-IE-RJ45SS8.002/S620BK	8076929	8077188	8077189	8077190	8077192	8077193	8077194	8077195	
	GY	•	Double-ended cordset Cat6A male, RJ45, straight male, RJ45, straight T568B IE-RJ45SS8.002-L-IE-RJ45SS8.002/S620GY	8077337	8077338	8077339	8077340	8077342	8077343	8077344	8077345	
	RD	•	Double-ended cordset Cat6A male, RJ45, straight male, RJ45, straight T568B IE-RJ45SS8.002-L-IE-RJ45SS8.002/S620RD	8077287	8077288	8077289	8077290	8077292	8077293	8077294	8077295	
	YE	•	Double-ended cordset Cat6A male, RJ45, straight male, RJ45, straight T568B IE-RJ45SS8.002-L-IE-RJ45SS8.002/S620YE	8077320	8077321	8077322	8077323	8077325	8077326	8077327	8077328	
	BU	•	Double-ended cordset Cat6A male, RJ45, straight male, RJ45, straight T568B IE-RJ45SS8.002-L-IE-RJ45SS8.002/S620BU	8077304	8077305	8077306	8077307	8077309	8077310	8077311	8077312	

* Standard cable-lengths for single-ended cordset: 2m, 5m, or 10m. For double-ended cordset: 1m, 2m, or 5m. Wire length for receptacles: 0.5m (0.2m for POWER). Other cable- and wire lengths are available upon request.

					L = cable length							
	Color	UL	Item description	0,3m	0,5m	1m	2m	5m	7,5m	10m	12,5m	
	GN	•	IE-RJ45SS8.002-L-IE-RJ45SS8.002/S620GN Double-ended cordset Cat6A male, RJ45, straight male, RJ45, straight T568B	8077354	8077465	8077466	8077467	8077469	8077470	8077471	8077472	
	BK	•	IE-RJ45SS8.002-L-IE-RJ45SS8.012/S620BK Double-ended cordset Cat6A male, RJ45, straight male, RJ45, straight Crossover	8076930	8077149	8077479	8077480	8077482	8077483	8077484	8077485	
	GY	•	IE-RJ45SS8.002-L-IE-RJ45SS8.012/S620GY Double-ended cordset Cat6A male, RJ45, straight male, RJ45, straight Crossover	8077555	8077556	8077557	8077558	8077559	8077561	8077562	8077563	
	RD	•	IE-RJ45SS8.002-L-IE-RJ45SS8.012/S620RD Double-ended cordset Cat6A male, RJ45, straight male, RJ45, straight Crossover	8077492	8077493	8077494	8077495	8077497	8077498	8077499	8077500	
	YE	•	IE-RJ45SS8.002-L-IE-RJ45SS8.012/S620YE Double-ended cordset Cat6A male, RJ45, straight male, RJ45, straight Crossover	8077510	8077511	8077512	8077514	8077515	8077516	8077517	8077518	
	BU	•	IE-RJ45SS8.002-L-IE-RJ45SS8.012/S620BU Double-ended cordset Cat6A male, RJ45, straight male, RJ45, straight Crossover	8077540	8077541	8077542	8077543	8077545	8077546	8077547	8077548	
	GN	•	IE-RJ45SS8.002-L-IE-RJ45SS8.012/S620GN Double-ended cordset Cat6A male, RJ45, straight male, RJ45, straight Crossover	8077525	8077526	8077527	8077528	8077530	8077531	8077532	8077533	
	GN		IE-RJ45SLS8.005-L-IE-RJ45SLS8.005/S3400 Double-ended cordset Cat5e male, RJ45 light, straight male, RJ45 light, straight Industrial	8070278	8070956	8069789	8071964	8075806	8075807	8075808	8075809	
	GN		IE-W0RJ45SS8.005-L-IE-RJ45SS8.005/S3400 Double-ended cordset Cat5e male, RJ45, angled, 0° male, RJ45, straight Industrial			8080803	8080804	8080752				

* Standard cable-lengths for single-ended cordset: 2m, 5m, or 10m. For double-ended cordset: 1m, 2m, or 5m. Wire length for receptacles: 0.5m (0.2m for POWER). Other cable- and wire lengths are available upon request.

				L = cable length							
	Color	UL	Item description	0,3m	0,5m	1m	2m	5m	7,5m	10m	12,5m
	GN		IE-W3RJ45SS8.005-L-IE-RJ45SS8.005/S3400			8080805	8080806	8080753			
											
	GN		IE-W6RJ45SS8.005-L-IE-RJ45SS8.005/S3400			8080807	8080995	8080754			
											
	GN		IE-W9RJ45SS8.005-L-IE-RJ45SS8.005/S3400			8080808	8080997	8080755			
											

RJ45 patch cords

* Standard cable-lengths for single-ended cordset: 2m, 5m, or 10m. For double-ended cordset: 1m, 2m, or 5m. Wire length for receptacles: 0.5m (0.2m for POWER). Other cable- and wire lengths are available upon request.

Nomenclature

PB-	W	WAK	S	W	2.012-	L	- PB-	W	WAS	S	W	2.012	16	/S1800	/S3525
-----	---	-----	---	---	--------	---	-------	---	-----	---	---	-------	----	--------	--------

Double-ended cordset

Extra: e.g wall-thickness compensation or colored contact-carrier

Cable quality

Fastening thread with receptacles M16x1.5 or M12x1

Contacts.allocation code

B-coded

Shielded

WAS: M12x1 male

W: angled | without: straight

Profibus

L: Cable length, Wire-length [m] | P: Print contact with receptacles

Contacts.allocation code

B-coded

Shielded

WAK: M12x1 female | WAS: M12x1 male | FK: M12x1 female receptacle front-wall mounting | FKF(D): M12x1 female receptacle back-wall mounting (adjustable)

W: angled | without: straight

Profibus

Profibus

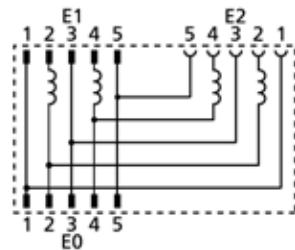
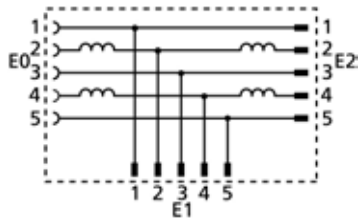
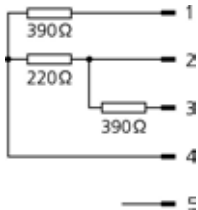


*not for field-wireable, PB-WFKFSW5

Cable Short description

S1800 | PUR Flexible PUR/PE data-cable PROFIBUS for medium stresses. Halogen-free, flame retardant, medium drag-chain capability. Good oil- and chemical resistant, UL-style.

Termination plug (male) T-splitter shielded Y-splitter shielded
















Nearly actual size













Profibus

Technical data	Connector + Termination plug	Receptacles	T-, Y- splitters	Field-wireable
Insulation resistance	$\geq 10^8 \Omega$	$\geq 10^8 \Omega$	$\geq 10^8 \Omega$	$\geq 10^8 \Omega$
Resistance	$\leq 5 m\Omega$	$\leq 5 m\Omega$	$\leq 5 m\Omega$	$\leq 5 m\Omega$
Ambient temperature product	-30°C...+90°C	-30°C...+90°C (* +70°C)	-30°C...+90°C	-40°C...+85°C
Contact material	Metal, CuZn, gold-plated	Metal, gold-plated	Metal, gold-plated	Metal, gold-plated
Contact-carrier material	Plastic, TPU, BK	Plastic, TPU, VT	Plastic, TPU	Plastic, PA
Grip body material	Plastic, TPU, BK	Plastic, TPU	Plastic, TPU	Zinc die-cast, nickel-plated
Coupling nut material	Metal, CuZn, nickel-plated			Metal, nickel-plated
Sealing (female) material	FPM/FKM	FPM/FKM	FPM/FKM	FPM/FKM
Material of external sealing		NBR		
Receptacle housing material		Metal, CuZn, nickel-plated		
Standards	IEC 61076-2-101	IEC 61076-2-101	IEC 61076-2-101/-104	IEC 61076-2-101
Degree of protection (mounted)	IP65, IP67, IP68	IP65, IP67, IP68	IP65, IP67, IP68	IP67
Mechanical life-cycle	>100 mating cycles	>100 mating cycles	>100 mating cycles	>100 mating cycles
Degree of pollution	3	3	3	3
Connecting cross-section				max. 0,75mm ²
Connecting type				Screw-/clamp contact









The connectors used in fieldbus technology have to meet bus-specific requirements. We have developed a product line which meets the requirements of the PROFIBUS/PROFINET user organization (PNO): 5-pins/B-coded connectors, receptacles, T-splitter and Y-splitter with 360°-shielding.

		Body				Cable				L = cable length*		
		Pins	U[max]	I[max]	Δh[mm]	Material	Color	UL	Item description	2m / 1m	5m / 2m	10m / 5m
	Single-ended cordset female, M12x1, straight shielded	5, B	60V	4A		PUR	VT	•	PB-WAKSW2.012-L/S1800	8043866	8043868	8043869
	Single-ended cordset female, M12x1, angled shielded	5, B	60V	4A		PUR	VT	•	PB-WWAKSW2.012-L/S1800	8043870	8043871	8043872
	Single-ended cordset male, M12x1, straight shielded	5, B	60V	4A		PUR	VT	•	PB-WASSW2.012-L/S1800	8043873	8043874	8043875
	Single-ended cordset male, M12x1, angled shielded	5, B	60V	4A		PUR	VT	•	PB-WWASSW2.012-L/S1800	8043876	8043877	8043878
	Receptacle Single-ended cordset female, M12x1, straight shielded Cable Front wall-mounting	5, B	60V	4A		PUR	VT	•	PB-FKSW2.012-L/16/S1800/S3941	8063621	8063622	8063623
	Receptacle Single-ended cordset female, M12x1, straight shielded Cable Back wall-mounting	5, B	60V	4A		PUR	VT	•	PB-FKFDSW2.012-L/16/S1800	8061882	8063617	8063618
	Receptacle Single-ended cordset female, M12x1, angled shielded Cable Back wall-mounting	5, B	60V	4A		PUR	VT	•	PB-WFKFDSW2.012-L/16/S1800	8061881	8063619	8063620
	Receptacle female, M12x1, angled shielded Print contact Back wall-mounting	5, B	60V	4A	1,0...2,5				PB-WFKFSW5-P/12/S3525	8050279		
				4A	2,5...4,0				PB-WFKFSW5-P/12/S3540	8050280		
				4A	4,0...5,0				PB-WFKFSW5-P/12/S3550	8050281		
	Receptacle female, M12x1, straight Wire contact Back wall-mounting	5, B	60V	4A					PB-FHM12KUB2.012-0,5/M16	8072599		
	Receptacle female, M12x1, straight Print contact Back wall-mounting	5, B	60V	4A					PB-FHM12KUB5-P/M16	8072611		
	Receptacle male, M12x1, straight Wire contact Back wall-mounting	5, B	60V	4A					PB-FHM12SUB2.012-0,5/M16	8072633		

* Standard cable-lengths for single-ended cordset: 2m, 5m, or 10m. For double-ended cordset: 1m, 2m, or 5m. Wire length for receptacles: 0.5m (0.2m for POWER). Other cable- and wire lengths are available upon request.

		Body				Cable			Item description	L = cable length*		
		Pins	U[max]	I[max]	Δh[mm]	Material	Color	UL		2m / 1m	5m / 2m	10m / 5m
	Receptacle male, M12x1, straight Print contact Back wall-mounting	5, B	60V	4A					PB-FHM12SUB5-P/M16	8072640		
	Receptacle female, M12x1, straight Wire contact Front wall-mounting	5, B	60V	4A					PB-FVM12KUB2.012-0,5/M16	8072602		
	Receptacle male, M12x1, straight Wire contact Front wall-mounting	5, B	60V	4A					PB-FVM12SUB2.012-0,5/M16	8072634		
	Receptacle male, M12x1, angled shielded Print contact Back wall-mounting	5, B	60V	4A					PB-WFSFSW5-P/12	8045658		
	Receptacle female, M12x1, straight Wire contact Front wall-mounting, positionable	5, B	60V	4A					PB-FVM12KUB2.012-0,5/M16/S520	8077910		
	Receptacle male, M12x1, straight Wire contact Front wall-mounting, positionable	5, B	60V	4A					PB-FVM12SUB2.012-0,5/M16/S520	8077971		
	Double-ended cordset female, M12x1, straight male, M12x1, straight shielded	5, B	60V	4A		PUR	VT	•	PB-WAKSW2.012-L-PB-WASSW2.012/S1800	8045613	8043867	8043879
		5, B										
	Double-ended cordset female, M12x1, straight male, M12x1, angled shielded	5, B	60V	4A		PUR	VT	•	PB-WAKSW2.012-L-PB-WWASSW2.012/S1800	8051935	8043884	8043885
		5, B										
	Double-ended cordset female, M12x1, angled male, M12x1, straight shielded	5, B	60V	4A		PUR	VT	•	PB-WWAKSW2.012-L-PB-WASSW2.012/S1800	8046479	8043881	8043882
		5, B										

* Standard cable-lengths for single-ended cordset: 2m, 5m, or 10m. For double-ended cordset: 1m, 2m, or 5m. Wire length for receptacles: 0.5m (0.2m for POWER). Other cable- and wire lengths are available upon request.

		Body				Cable				L = cable length*		
		Pins	U[max]	I[max]	Δh[mm]	Material	Color	UL	Item description	2m / 1m	5m / 2m	10m / 5m
	Double-ended cordset female, M12x1, angled shielded	5, B 5, B	60V	4A		PUR	VT	•	PB-WWAKSW2.012-L-PB-WWASSW2.012/S1800	8051936	8043887	8043888
	Field-wireable connector female, M12x1, straight shielded Screw-/clamp contact	5, B	125V	4A					PB-WAKCSW4.5K	8031376		
	Field-wireable connector female, M12x1, angled shielded Screw-/clamp contact	5, B	125V	4A					PB-WWAKCSW4.5K	8040235		
	Field-wireable connector male, M12x1, straight shielded Screw-/clamp contact	5, B	125V	4A					PB-WASCSW4.5K	8031375		
	Field-wireable connector male, M12x1, angled shielded Screw-/clamp contact	5, B	125V	4A					PB-WWASCSW4.5K	8040236		
	Termination plug male, M12x1, straight	5, B	60V	4A				•	PB-WASSW4.5-AS	8043520		
	T-splitter shielded	5 5	60V	0.4A					PB-T-WAKSW5-WASSW5-WASSW5	8057719		
	Y-splitter shielded	5 5	60V	0.4A					PB-Y-WASSW5-WASSW5-WAKSW5	8057724		

* Standard cable-lengths for single-ended cordset: 2m, 5m, or 10m. For double-ended cordset: 1m, 2m, or 5m. Wire length for receptacles: 0.5m (0.2m for POWER). Other cable- and wire lengths are available upon request.

Nomenclature

CD-	W	WAK	C	5.022-	L	Double-ended cordset		5.022	16	/S2800
						- CD -	W	WAS		
										Cable quality
										Fastening thread with receptacles M16x1.5
										Contacts.allocation code
										WAS: M12x1 male
										W: angled without: straight
										CANopen/DeviceNet
										L: Cable length [m] K: Screw-/clamp contact with field-wireable connectors
										Contacts.allocation code
										Field-wireable
										WAK: M12x1 female WAS: M12x1 male FK: M12x1 female receptacle front-wall mounting FKF(D): M12x1 female receptacle back-wall mounting (adjustable)
										W: angled without: straight
										CANopen/DeviceNet



Cable Short description

S2800 | PUR Flexible PUR/PE,PP data-cable CAN/DeviceNet for medium stresses. Halogen-free, flame retardant. Good oil- and chemical resistant, UL-style.

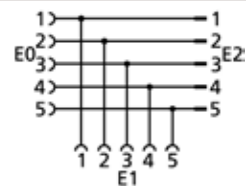
Termination plug (female)



Termination plug (male)



T-splitter

















Nearly actual size








CANopen/DeviceNet

Technical data	Connector + Termination plug	Receptacles	T-splitters	Field-wireable
Insulation resistance	$\geq 10^8 \Omega$	$\geq 10^8 \Omega$	$\geq 108 \Omega$	$\geq 10^8 \Omega$
Ambient temperature product	-30°C...+90°C	-30°C...+90°C	-30°C...+90°C	-40°C...+85°C
Contact material	Metal, CuZn, gold-plated	Metal, gold-plated	Metal, gold-plated	Metal, CuZn, CuSnZn
Contact-carrier material	Plastic, TPU, BK	Plastic, TPU, BK	Plastic, TPU	Plastic, PA, BK
Grip body material	Plastic, TPU, BK		Plastic, TPU	Plastic, PA, BK
Coupling nut material	Metal, CuZn, nickel-plated		Metal, CuZn, nickel-plated	Metal, nickel-plated
Sealing (female) material	FPM/FKM	FPM/FKM	FPM/FKM	
Material of external sealing		NBR		
Receptacle housing material		Metal, CuZn, nickel-plated		
Standards	IEC 61076-2-101	IEC 61076-2-101	IEC 61076-2-101	IEC 61076-2-101
Degree of protection (mounted)	IP65, IP67, IP68	IP65, IP67, IP68	IP65, IP67, IP68	IP67
Mechanical life-cycle	>100 mating cycles	>100 mating cycles	>100 mating cycles	>100 mating cycles
Degree of pollution	3	3	3	3
Cable outlet				4...6mm
Connecting cross-section				max. 0,75 mm ²

The ODVA user organization asks for 5-pins M12x1 connectors and receptacles with shielded cables in PUR halogen-free, twisted-pair for signals and supply voltage with stranded drain wire. Of course, our UL-admitted 'thin-cable' components meet these requirements. Furthermore, we offer M12x1 terminating resistors (male and female) with 120Ω.

		Body				Cable			UL	Item description	L = cable length*		
		Pins	U[max]	I[max]	Special	Material	Color	2m / 1m			5m / 2m	10m / 5m	
	Single-ended cordset female, M12x1, straight	5, A	60V	4A		PUR	BK	•	CD-WAK5.022-L/S2800	8047517	8047518	8047519	
	Single-ended cordset female, M12x1, angled	5, A	60V	4A		PUR	BK	•	CD-WWAK5.022-L/S2800	8047520	8047521	8047522	
	Field-wireable connector female, M12x1, straight Screw-/clamp contact	5, A	125V	4A					WAKC5K	8004815			
	Field-wireable connector female, M12x1, angled Screw-/clamp contact	5, A	125V	4A					WWAKC5K	8004809			
	Receptacle female, M12x1, straight Wire contact Front wall-mounting	5, A	60V	4A					CD-FK5.022-0,5/16	8047958			
	Receptacle female, M12x1, straight Wire contact Back wall-mounting	5, A	60V	4A					CD-FKFD5.022-0,5/16	8047961			
	Single-ended cordset male, M12x1, straight	5, A	60V	4A		PUR	BK	•	CD-WAS5.022-L/S2800	8047523	8047524	8047525	
	Single-ended cordset male, M12x1, angled	5, A	60V	4A		PUR	BK	•	CD-WWAS5.022-L/S2800	8047526	8047527	8047528	
	Field-wireable connector male, M12x1, straight Screw-/clamp contact	5, A	125V	4A					WASC5K	8004805			
	Field-wireable connector male, M12x1, angled Screw-/clamp contact	5, A	125V	4A					WWASC5K	8004807			
	Receptacle male, M12x1, straight Wire contact Front wall-mounting	5, A	60V	4A					CD-FS5.022-0,5/16	8047960			
	Receptacle male, M12x1, straight Wire contact Back wall-mounting	5, A	60V	4A					CD-FSFD5.022-0,5/16	8047962			

* Standard cable-lengths for single-ended cordset: 2m, 5m, or 10m. For double-ended cordset: 1m, 2m, or 5m. Wire length for receptacles: 0.5m (0.2m for POWER). Other cable- and wire lengths are available upon request.

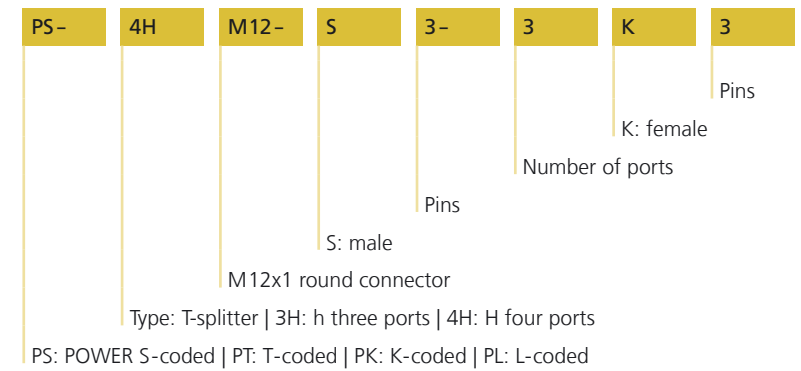
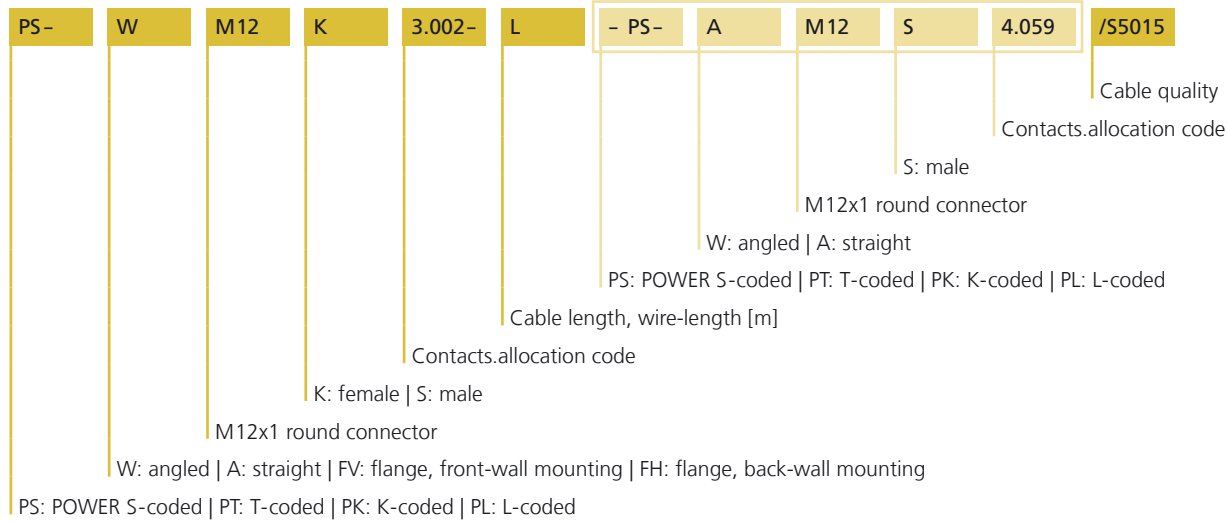
		Body				Cable			UL	Item description	L = cable length*		
		Pins	U[max]	I[max]	Special	Material	Color	2m / 1m			5m / 2m	10m / 5m	
	Double-ended cordset female, M12x1, straight	5, A	60V	4A		PUR	BK	•	CD-WAK5.022-L-CD-WAS5.022/S2800	8047491	8047492	8047494	
	Double-ended cordset female, M12x1, straight	5, A	60V	4A		PUR	BK	•	CD-WAK5.022-L-CD-WWAS5.022/S2800	8051938	8047532	8047533	
	Double-ended cordset female, M12x1, angled	5, A	60V	4A		PUR	BK	•	CD-WWAK5.022-L-CD-WAS5.022/S2800	8051937	8047529	8047530	
	Double-ended cordset female, M12x1, angled	5, A	60V	4A		PUR	BK	•	CD-WWAK5.022-L-CD-WWAS5.022/S2800	8051939	8047535	8047536	
	Termination plug female, M12x1, straight	5, A	60V	4A				•	CD-WAK2.010-AK/S3234	8047942			
	Termination plug male, M12x1, straight	5, A	60V	4A				•	CD-WAS2.010-AS/S3234	8047943			
	T-splitter	5	60V	4A					FKM5-FKM5-FSM5/S222	8035172			

* Standard cable-lengths for single-ended cordset: 2m, 5m, or 10m. For double-ended cordset: 1m, 2m, or 5m. Wire length for receptacles: 0.5m (0.2m for POWER). Other cable- and wire lengths are available upon request.

Nomenclature of patched connectors, receptacles

Double-ended cordset

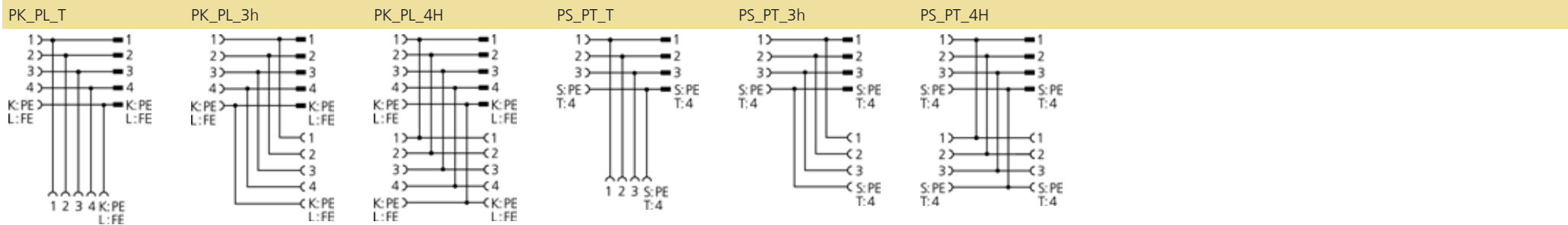
Nomenclature of POWER splitters



M12x1 POWER

Cable **Short description**

S5015 PUR	Flexible PUR/PP power-cable for high mechanical stresses. Halogen-free, flame retardant, high drag-chain capability, oil- and chemical resistant, UL-style. Wire cross-section 1,5mm ² .
S5025 PUR	Flexible PUR/PP power-cable for high mechanical stresses. Halogen-free, flame retardant, high drag-chain capability, oil- and chemical resistant, UL-style. Wire cross-section 2,5mm ² .





Nearly actual size











not true to scale

not true to scale












M12x1 POWER

Technical data	Connectors	Receptacles	Field-wireable	T-, h-, H-splitters
Insulation resistance	$\geq 10^8 \Omega$	$\geq 10^8 \Omega$	$\geq 10^8 \Omega$	$\geq 10^8 \Omega$
Resistance	$\leq 5 \text{ m}\Omega$	$\leq 5 \text{ m}\Omega$	$\leq 3 \text{ m}\Omega$	$\leq 5 \text{ m}\Omega$
Ambient temperature product	-30°C...+90°C	-40°C...+85°C	-40°C...+85°C	-30°C...+90°C
Contact material	Metal, CuZn, gold-plated	Metal, gold-plated	Metal, gold-plated	Metal, gold-plated
Contact-carrier material	Plastic, PA, BK	Plastic, PA	Plastic, PA	Plastic, PA, BK
Grip body material	Plastic, TPU, BK	Plastic, TPU	Plastic, PA	Plastic, TPU
Coupling nut material	Metal, CuZn, nickel-plated	Metal, nickel-plated		Metal, nickel-plated
Sealing (female) material	FPM/FKM			
Receptacle housing material		Zinc die-cast, nickel-plated		
Standards	IEC 61076-2-111		IEC 61076-2-111	IEC 61076-2-101
Degree of protection (mounted)	IP65, IP67, IP68	IP65, IP67, IP68	IP67	IP65, IP67, IP68
Mechanical life-cycle	>100 mating cycles	>100 mating cycles	>100 mating cycles	>100 mating cycles
Degree of pollution	2	3	3	2
Cable outlet			8...10mm	
Connecting cross-section			1,50mm ²	

















M12x1 POWER from ESCHA stands for a reliable power transmission via the standardized M12x1-interface. Due to their compact housing design, devices with S-coding (630V, 12A), T-coding (63V, 12A), L-coding (63V, 16A, 4-pole without FE according to PNO guideline), and K-coding (630V, 12A, 4+PE) are especially adapted for the power supply in the automation field. A broad product range with single-ended and double-ended cordsets as well as H-, h-, and T-splitters facilitates a serial wiring structure at field level. The connection cross-section up to 2.5 mm² of all M12x1 POWER products is a unique feature. In contrast to small cross-sections, this feature enables a large extension of power distribution and – especially in case of DC-distribution – a slight voltage drop.

		Body				Cable		Item description	L = cable length*		
		Pins	U[max]	I[max]	Cod.	Material	Color		2m / 1m	5m / 2m	10m / 5m
	Single-ended cordset female, M12x1, straight	2+PE	630V _{AC} 600V _{AC} (UL)	12A	S	PUR	BK	PS-AM12K3.002-L/S5015	8064011	8064012	8064013
		3+PE	630V _{AC} 600V _{AC} (UL)	12A	S	PUR	BK	PS-AM12K4.155-L/S5015	8068091	8068092	8068093
	Single-ended cordset female, M12x1, angled	2+PE	630V _{AC} 600V _{AC} (UL)	12A	S	PUR	BK	PS-WM12K3.002-L/S5015	8064014	8064015	8064016
		3+PE	630V _{AC} 600V _{AC} (UL)	12A	S	PUR	BK	PS-WM12K4.155-L/S5015	8068095	8068096	8068097
	Single-ended cordset male, M12x1, straight	2+PE	630V _{AC} 600V _{AC} (UL)	12A	S	PUR	BK	PS-AM12S3.002-L/S5015	8064017	8064018	8064019
		3+PE	630V _{AC} 600V _{AC} (UL)	12A	S	PUR	BK	PS-AM12S4.155-L/S5015	8068098	8068106	8068107
	Single-ended cordset male, M12x1, angled	2+PE	630V _{AC} 600V _{AC} (UL)	12A	S	PUR	BK	PS-WM12S3.002-L/S5015	8064020	8064021	8064022
		3+PE	630V _{AC} 600V _{AC} (UL)	12A	S	PUR	BK	PS-WM12S4.155-L/S5015	8068108	8068109	8068110
	Double-ended cordset female, M12x1, straight	2+PE	630V _{AC} 600V _{AC} (UL)	12A	S	PUR	BK	PS-AM12K3.002-L-PS-AM12S3.002/S5015	8063999	8064000	8064001
		3+PE	630V _{AC} 600V _{AC} (UL)	12A	S	PUR	BK	PS-AM12K4.155-L-PS-AM12S4.155/S5015	8068297	8068131	8068132
	Double-ended cordset female, M12x1, straight	2+PE	630V _{AC} 600V _{AC} (UL)	12A	S	PUR	BK	PS-AM12K3.002-L-PS-WM12S3.002/S5015	8064002	8064003	8064004
		3+PE	630V _{AC} 600V _{AC} (UL)	12A	S	PUR	BK	PS-AM12K4.155-L-PS-WM12S4.155/S5015	8068298	8068134	8068135
	Double-ended cordset female, M12x1, angled	2+PE	630V _{AC} 600V _{AC} (UL)	12A	S	PUR	BK	PS-AM12K3.002-L-PS-WM12S3.002/S5015	8064002	8064003	8064004
		3+PE	630V _{AC} 600V _{AC} (UL)	12A	S	PUR	BK	PS-AM12K4.155-L-PS-WM12S4.155/S5015	8068298	8068134	8068135
	Double-ended cordset female, M12x1, angled	2+PE	630V _{AC} 600V _{AC} (UL)	12A	S	PUR	BK	PS-WM12K3.002-L-PS-AM12S3.002/S5015	8064008	8064009	8064010
		3+PE	630V _{AC} 600V _{AC} (UL)	12A	S	PUR	BK	PS-WM12K4.155-L-PS-AM12S4.155/S5015	8068301	8068140	8068141
	Double-ended cordset female, M12x1, angled	2+PE	630V _{AC} 600V _{AC} (UL)	12A	S	PUR	BK	PS-WM12K3.002-L-PS-WM12S3.002/S5015	8064005	8064006	8064007
		3+PE	630V _{AC} 600V _{AC} (UL)	12A	S	PUR	BK	PS-WM12K4.155-L-PS-WM12S4.155/S5015	8068299	8068137	8068138
	Receptacle female, M12x1, straight	2+PE	630V	16A	S			PS-FVM12K3.031-0,2	8064859		
		3+PE	630V	12A	S			PS-FVM12K4.165-0,2	8067075		
	Wire contact Front wall-mounting										












* Standard cable-lengths for single-ended cordset: 2m, 5m, or 10m. For double-ended cordset: 1m, 2m, or 5m. Wire length for receptacles: 0.5m (0.2m for POWER). Other cable- and wire lengths are available upon request.

		Body				Cable		Item description	L = cable length*		
		Pins	U[max]	I[max]	Cod.	Material	Color		2m / 1m	5m / 2m	10m / 5m
	Receptacle female, M12x1, straight Wire contact Back wall-mounting	2+PE	630V	16A	S			PS-FHM12K3.031-0,2	8064861		
		3+PE	630V	12A	S			PS-FHM12K4.165-0,2	8067077		
	Receptacle male, M12x1, straight Wire contact Front wall-mounting	2+PE	630V	16A	S			PS-FVM12S3.031-0,2	8064858		
		3+PE	630V	12A	S			PS-FVM12S4.165-0,2	8067074		
	Receptacle male, M12x1, straight Wire contact Back wall-mounting	2+PE	630V	16A	S			PS-FHM12S3.031-0,2	8064860		
		3+PE	630V	12A	S			PS-FHM12S4.165-0,2	8067076		
	Field-wireable connector female, M12x1, straight Screw-/clamp contact	3+PE	630V	12A	S			PS-WAKC4K	8063400		
	Field-wireable connector male, M12x1, straight Screw-/clamp contact	3+PE	630V	12A	S			PS-WASC4K	8063399		
	T-splitter	3+PE	630V _{AC} 600V _{AC} (UL)	12A	S			PS-TM12-S4-2K4	8062858		
	h-splitter	3+PE	630V _{AC} 600V _{AC} (UL)	12A	S			PS-3HM12-S4-2K4	8062859		
	H-splitter	3+PE	630V _{AC} 600V _{AC} (UL)	12A	S			PS-4HM12-S4-3K4	8062860		
	Single-ended cordset female, M12x1, straight	4	63V	12A	T	PUR	BK	PT-AM12K4-L/S5015	8063986	8063987	8063988
				12A	T	PUR	BK	PT-AM12K4-L/S5025	8063962	8063963	8063964
	Single-ended cordset female, M12x1, angled	4	63V	12A	T	PUR	BK	PT-WM12K4-L/S5015	8063989	8063990	8063991
				12A	T	PUR	BK	PT-WM12K4-L/S5025	8063965	8063966	8063967
	Single-ended cordset male, M12x1, straight	4	63V	12A	T	PUR	BK	PT-AM12S4-L/S5015	8063992	8063993	8063994
				12A	T	PUR	BK	PT-AM12S4-L/S5025	8063968	8063969	8063970










* Standard cable-lengths for single-ended cordset: 2m, 5m, or 10m. For double-ended cordset: 1m, 2m, or 5m. Wire length for receptacles: 0.5m (0.2m for POWER). Other cable- and wire lengths are available upon request.

		Body				Cable		L = cable length*			
		Pins	U[max]	I[max]	Cod.	Material	Color	Item description	2m / 1m	5m / 2m	10m / 5m
	Single-ended cordset male, M12x1, angled	4	63V	12A	T	PUR	BK	PT-WM12S4-L/S5015	8063998	8063997	8063995
				12A	T	PUR	BK	PT-WM12S4-L/S5025	8063971	8063972	8063973
	Double-ended cordset female, M12x1, straight	4	63V _{DC}	12A	T	PUR	BK	PT-AM12K4-L-PT-AM12S4/S5015	8063974	8063975	8063976
				12A	T	PUR	BK	PT-AM12K4-L-PT-AM12S4/S5025	8063950	8063951	8063952
	Double-ended cordset female, M12x1, straight	4	63V _{DC}	12A	T	PUR	BK	PT-AM12K4-L-PT-AM12S4/S5015	8063977	8063978	8063979
				12A	T	PUR	BK	PT-AM12K4-L-PT-AM12S4/S5025	8063953	8063954	8063955
	Double-ended cordset female, M12x1, angled	4	63V _{DC}	12A	T	PUR	BK	PT-AM12K4-L-PT-WM12S4/S5015	8063977	8063978	8063979
				12A	T	PUR	BK	PT-AM12K4-L-PT-WM12S4/S5025	8063953	8063954	8063955
	Double-ended cordset female, M12x1, angled	4	63V _{DC}	12A	T	PUR	BK	PT-AM12K4-L-PT-AM12S4/S5015	8063983	8063984	8063985
				12A	T	PUR	BK	PT-AM12K4-L-PT-AM12S4/S5025	8063959	8063960	8063961
	Double-ended cordset female, M12x1, straight	4	63V _{DC}	12A	T	PUR	BK	PT-AM12K4-L-PT-AM12S4/S5015	8063983	8063984	8063985
				12A	T	PUR	BK	PT-AM12K4-L-PT-AM12S4/S5025	8063959	8063960	8063961
	Double-ended cordset female, M12x1, angled	4	63V _{DC}	12A	T	PUR	BK	PT-AM12K4-L-PT-AM12S4/S5015	8063983	8063984	8063985
				12A	T	PUR	BK	PT-AM12K4-L-PT-AM12S4/S5025	8063959	8063960	8063961
	Double-ended cordset female, M12x1, angled	4	63V _{DC}	12A	T	PUR	BK	PT-AM12K4-L-PT-AM12S4/S5015	8063983	8063984	8063985
				12A	T	PUR	BK	PT-AM12K4-L-PT-AM12S4/S5025	8063959	8063960	8063961
	Double-ended cordset female, M12x1, angled	4	63V _{DC}	12A	T	PUR	BK	PT-AM12K4-L-PT-AM12S4/S5015	8063983	8063984	8063985
				12A	T	PUR	BK	PT-AM12K4-L-PT-AM12S4/S5025	8063959	8063960	8063961
	Double-ended cordset female, M12x1, angled	4	63V _{DC}	12A	T	PUR	BK	PT-AM12K4-L-PT-AM12S4/S5015	8063983	8063984	8063985
				12A	T	PUR	BK	PT-AM12K4-L-PT-AM12S4/S5025	8063959	8063960	8063961
	Double-ended cordset female, M12x1, angled	4	63V _{DC}	12A	T	PUR	BK	PT-AM12K4-L-PT-AM12S4/S5015	8063983	8063984	8063985
				12A	T	PUR	BK	PT-AM12K4-L-PT-AM12S4/S5025	8063959	8063960	8063961
	Double-ended cordset female, M12x1, angled	4	63V _{DC}	12A	T	PUR	BK	PT-AM12K4-L-PT-AM12S4/S5015	8063983	8063984	8063985
				12A	T	PUR	BK	PT-AM12K4-L-PT-AM12S4/S5025	8063959	8063960	8063961
	Receptacle female, M12x1, straight Wire contact Front wall-mounting	4	63V	12A	T			PT-FVM12K4-0,2	8064855		
	Receptacle female, M12x1, straight Wire contact Back wall-mounting	4	63V	12A	T			PT-FHM12K4-0,2	8064857		
	Receptacle male, M12x1, straight Wire contact Front wall-mounting	4	63V	12A	T			PT-FVM12S4-0,2	8064854		
	Receptacle male, M12x1, straight Wire contact Back wall-mounting	4	63V	12A	T			PT-FHM12S4-0,2	8064856		














* Standard cable-lengths for single-ended cordset: 2m, 5m, or 10m. For double-ended cordset: 1m, 2m, or 5m. Wire length for receptacles: 0.5m (0.2m for POWER). Other cable- and wire lengths are available upon request.

		Body				Cable		Item description	L = cable length*		
		Pins	U[max]	I[max]	Cod.	Material	Color		2m / 1m	5m / 2m	10m / 5m
	Field-wireable connector female, M12x1, straight Screw-/clamp contact	4	63V	12A	T			PT-WAKC4K	8063398		
	Field-wireable connector male, M12x1, straight Screw-/clamp contact	4	63V	12A	T			PT-WASC4K	8063397		
	T-splitter	4	63V	12A	T			PT-TM12-S4-2K4	8067897		
	h-splitter	4	63V	12A	T			PT-3HM12-S4-2K4	8067900		
	H-splitter	4	63V	12A	T			PT-4HM12-S4-3K4	8067903		
	Single-ended cordset female, M12x1, straight	4+PE	630V _{AC}	12A	K	PUR	BK	PK-AM12K5.244-L/S5015	8075272	8075273	8075274
	Single-ended cordset female, M12x1, angled	4+PE	630V _{AC}	12A	K	PUR	BK	PK-WM12K5.244-L/S5015	8075298	8075299	8075300
	Single-ended cordset male, M12x1, straight	4+PE	630V _{AC}	12A	K	PUR	BK	PK-AM12S5.244-L/S5015	8075301	8075302	8075303
	Single-ended cordset male, M12x1, angled	4+PE	630V _{AC}	12A	K	PUR	BK	PK-WM12S5.244-L/S5015	8075315	8075319	8075322
	Double-ended cordset female, M12x1, straight male, M12x1, straight	4+PE	630V _{AC}	12A	K	PUR	BK	PK-AM12K5.244-L-PK-AM12S5.244/S5015	8075847	8075848	8075849
											

* Standard cable-lengths for single-ended cordset: 2m, 5m, or 10m. For double-ended cordset: 1m, 2m, or 5m. Wire length for receptacles: 0.5m (0.2m for POWER). Other cable- and wire lengths are available upon request.

		Body				Cable		L = cable length*			
		Pins	U[max]	I[max]	Cod.	Material	Color	Item description	2m / 1m	5m / 2m	10m / 5m
	Double-ended cordset female, M12x1, straight	4+PE	630V _{AC}	12A	K	PUR	BK	PK-AM12K5.244-L-PK-WM12S5.244/S5015	8076185	8076186	8076187
	Double-ended cordset female, M12x1, angled	4+PE	630V _{AC}	12A	K	PUR	BK	PK-WM12K5.244-L-PK-AM12S5.244/S5015	8076204	8076205	8076206
	Double-ended cordset female, M12x1, angled	4+PE	630V _{AC}	12A	K	PUR	BK	PK-WM12K5.244-L-PK-WM12S5.244/S5015	8076195	8076196	8076197
	Double-ended cordset female, M12x1, angled	4+PE	630V _{AC}	12A	K	PUR	BK	PK-WM12K5.244-L-PK-WM12S5.244/S5015	8076195	8076196	8076197
	T-splitter	4+PE	630V _{AC}	12A	K			PK-TM12-S5-2K5	8075810		
	h-splitter	4+PE	630V _{AC}	12A	K			PK-3HM12-S5-2K5	8075817		
	H-splitter	4+PE	630V _{AC}	12A	K			PK-4HM12-S5-3K5	8075818		
	Single-ended cordset female, M12x1, straight	4	63V _{DC}	16A	L	PUR	BK	PL-AM12K4-L/S5015	8076483	8076484	8076523
				16A	L	PUR	BK	PL-AM12K4-L/S5025	8076486	8076487	8076524
	Single-ended cordset female, M12x1, angled	4	63V _{DC}	16A	L	PUR	BK	PL-WM12K4-L/S5015	8076489	8076490	8076525
				16A	L	PUR	BK	PL-WM12K4-L/S5025	8076492	8076493	8076526

* Standard cable-lengths for single-ended cordset: 2m, 5m, or 10m. For double-ended cordset: 1m, 2m, or 5m. Wire length for receptacles: 0.5m (0.2m for POWER). Other cable- and wire lengths are available upon request.

		Body				Cable		L = cable length*			
		Pins	U[max]	I[max]	Cod.	Material	Color	Item description	2m / 1m	5m / 2m	10m / 5m
	Single-ended cordset male, M12x1, straight	4	63V _{DC}	16A	L	PUR	BK	PL-AM12S4-L/S5015	8076495	8076496	8076527
				16A	L	PUR	BK	PL-AM12S4-L/S5025	8076498	8076499	8076528
	Single-ended cordset male, M12x1, angled	4	63V _{DC}	16A	L	PUR	BK	PL-WM12S4-L/S5015	8076501	8076502	8076529
				16A	L	PUR	BK	PL-WM12S4-L/S5025	8076504	8076505	8076530
 	Double-ended cordset female, M12x1, straight male, M12x1, straight	4	63V _{DC}	16A	L	PUR	BK	PL-AM12K4-L-PL-AM12S4/S5015	8076457	8076458	8076459
				16A	L	PUR	BK	PL-AM12K4-L-PL-AM12S4/S5025	8076460	8076461	8076462
 	Double-ended cordset female, M12x1, straight male, M12x1, angled	4	63V _{DC}	16A	L	PUR	BK	PL-AM12K4-L-PL-WM12S4/S5015	8076463	8076464	8076465
				16A	L	PUR	BK	PL-AM12K4-L-PL-WM12S4/S5025	8076466	8076467	8076468
 	Double-ended cordset female, M12x1, angled male, M12x1, straight	4	63V _{DC}	16A	L	PUR	BK	PL-WM12K4-L-PL-AM12S4/S5015	8076478	8076476	8076477
				16A	L	PUR	BK	PL-WM12K4-L-PL-AM12S4/S5025	8076479	8076480	8076481
 	Double-ended cordset female, M12x1, angled male, M12x1, angled	4	63V _{DC}	16A	L	PUR	BK	PL-WM12K4-L-PL-WM12S4/S5015	8076469	8076470	8076471
				16A	L	PUR	BK	PL-WM12K4-L-PL-WM12S4/S5025	8076472	8076473	8076475
	T-splitter	5	63V _{DC}	16A	L			PL-TM12-S5-2K5	8075819		
	h-splitter	5	63V _{DC}	16A	L			PL-3HM12-S5-2K5	8075820		
	H-splitter	5	63V _{DC}	16A	L			PL-4HM12-S5-3K5	8075821		

* Standard cable-lengths for single-ended cordset: 2m, 5m, or 10m. For double-ended cordset: 1m, 2m, or 5m. Wire length for receptacles: 0.5m (0.2m for POWER). Other cable- and wire lengths are available upon request.



T shielded



Y



S89



MB_M12x1



MB_M12x1 shielded



S55




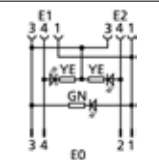

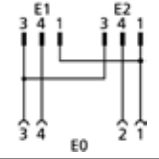

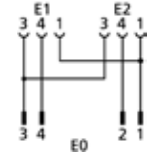

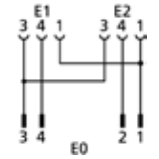

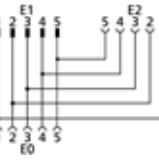

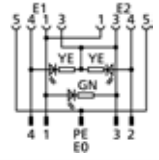

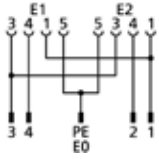

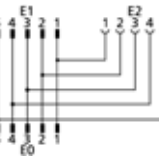
MB_M8x1


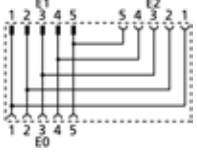

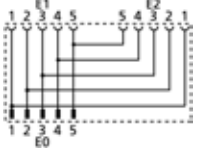

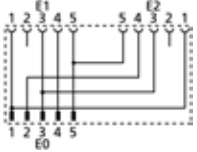

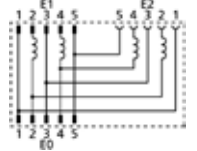

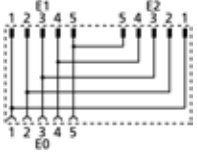

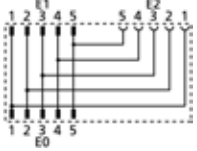

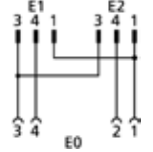

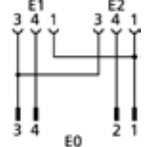
Nearly actual size


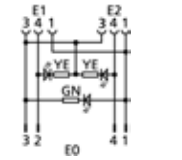

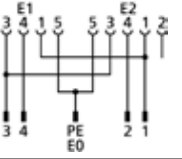

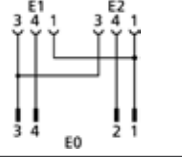

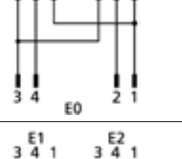

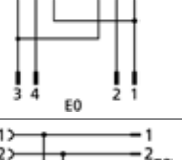

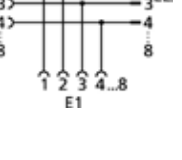

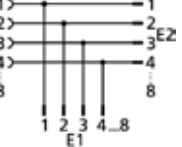
2-way splitter




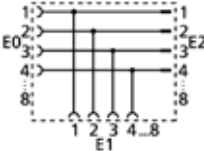

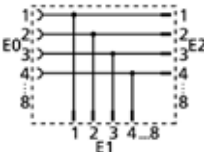

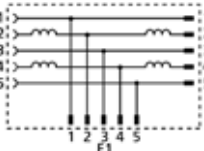



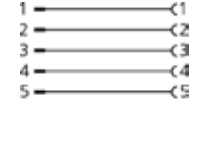



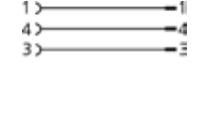


Technical data	Y-splitters	T-splitters	Adapters	Panel feed throughs
Insulation resistance	≥10°Ω	≥10°Ω	≥10°Ω	≥10°Ω
Ambient temperature product	-30°C...+90°C	-30°C...+90°C	-30°C...+90°C	-25°C...+85°C
Contact material	Metal, gold-plated	Metal, gold-plated	Metal	Metal, gold-plated
Contact-carrier material	Plastic, TPU	Plastic, TPU	Plastic, PA	Plastic
Grip body material	Plastic, TPU	Plastic, TPU	Plastic, TPU	
Sealing (female) material	Plastic, TPU	FPM/FKM	Plastic, TPU	
Standards	IEC 61076-2-101/-104	IEC 61076-2-101		IEC 61076-2-101
Degree of protection (mounted)	IP65, IP67, IP68	IP65, IP67, IP68	IP65, IP67, IP68	IP67
Mechanical life-cycle	>100 mating cycles	>100 mating cycles	>100 mating cycles	>100 mating cycles
Degree of pollution	3	3	3	3 (RJ45:2)

With our Y- and T-splitters you can easily place branches. Signals can be distributed directly with a 2-way junction. The ports (male or female) can be arranged in a variety of configurations, what offers you a high variability and diversity. By request, shielded splitter solutions for communication applications in the field of PROFIBUS and CANopen are available.




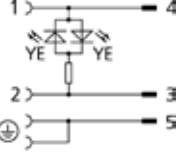

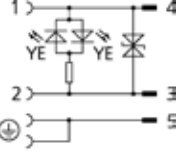

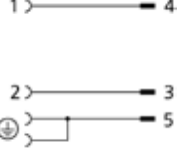

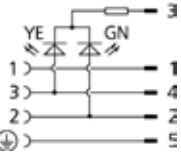
			Port						
			E0	E1	E2	U[max]	I[max]	Item description	Item-No.
		Y-splitter M12x1 S89	male, M12x1, LED 4 Pins, A	female, M12x1, LED 3 Pins, A	female, M12x1, LED 3 Pins, A	24Vdc	4A	FSM4-2FKM3P3/S89	8012652
		Y-splitter M12x1 S89	female, M12x1 4 Pins, A	male, M12x1 3 Pins, A	male, M12x1 3 Pins, A	250V	4A	FKM4-2FSM3/S89	8012651
		Y-splitter M12x1 S89	male, M12x1 4 Pins, A	female, M12x1 3 Pins, A	female, M12x1 3 Pins, A	250V	4A	FSM4-2FKM3/S89	8010464
			male, M12x1 5 Pins, A	female, M12x1 5 Pins, A	female, M12x1 5 Pins, A	60V	4A	FSM5-2FKM5.4/S89	8010471
		Y-splitter M12x1 M8x1 - M8x1 S89	male, M12x1 4 Pins, A	female, M8x1 3 Pins	female, M8x1 3 Pins	60V	4A	FSM4-2SKP3/S89	8013058
		Y-splitter M12x1 MB	female, M12x1 5 Pins, A	male, M12x1 5 Pins, A	female, M12x1 5 Pins, A	60V	4A	MB-FKM5-FSM5-FKM5	8024976
		Y-splitter M12x1 MB	male, M12x1, LED 5 Pins, A	female, M12x1, LED 5 Pins, A	female, M12x1, LED 5 Pins, A	30V	4A	MB-FSM5-2FKM5.4P3	8024644
		Y-splitter M12x1 MB	male, M12x1 5 Pins, A	female, M12x1 5 Pins, A	female, M12x1 5 Pins, A	60V	4A	MB-FSM5-2FKM5.4	8024643
			male, M12x1 8 Pins, A	female, M12x1 8 Pins, A	female, M12x1 8 Pins, A	60V	2A	MB-FSM8-2FKM8	8028876
		Y-splitter M12x1 MB	male, M12x1 5 Pins, A	male, M12x1 5 Pins, A	female, M12x1 5 Pins, A	60V	4A	MB-FSM5-FSM5-FKM5	8044611


			Port						
			E0	E1	E2	U[max]	I[max]	Item description	Item-No.
		Y-splitter M12x1 shielded	female, M12x1 5 Pins, A	male, M12x1 5 Pins, A	female, M12x1 5 Pins, A	60V	4A	Y-WAKS5-WASS5-WAKS5	8057723
		Y-splitter M12x1 shielded	male, M12x1 5 Pins, A	female, M12x1 5 Pins, A	female, M12x1 5 Pins, A	60V	4A	Y-WASS5-2WAKS5	8056694
			male, M12x1 8 Pins, A	female, M12x1 8 Pins, A	female, M12x1 8 Pins, A	30V	2A	Y-WASS8-2WAKS8	8057725
		Y-splitter M12x1 shielded	male, M12x1 5 Pins, A	female, M12x1 5 Pins, A	female, M12x1 5 Pins, A	60V	4A	Y-WASS5-2WAKS5.4	8062356
		Y-splitter PROFIBUS M12x1 shielded	male, M12x1 5 Pins, B	male, M12x1 5 Pins, B	female, M12x1 5 Pins, B	60V	0.4A	PB-Y-WASSW5-WASSW5-WAKSW5	8057724
		Y-splitter M12x1 shielded	female, M12x1 5 Pins, A	male, M12x1 5 Pins, A	male, M12x1 5 Pins, A	30V	4A	Y-WAKS5-2WASS5	8057722
		Y-splitter M12x1 shielded	male, M12x1 5 Pins, A	male, M12x1 5 Pins, A	female, M12x1 5 Pins, A	60V	4A	Y-WASS5-WASS5-WAKS5	8057721
		Y-splitter M12x1 Ø8mm snap - Ø8mm snap	female, M12x1 4 Pins, A	male, Ø8mm snap 3 Pins	male, Ø8mm snap 3 Pins	60V	4A	FKM4-2ESP3S	8008080
		Y-splitter M8x1 MB	male, M8x1 4 Pins	female, M8x1 3 Pins	female, M8x1 3 Pins	60V	4A	MB-SSP4-2SKP3/S56	8052222

			Port						
			E0	E1	E2	U[max]	I[max]	Item description	Item-No.
		Y-splitter M8x1 MB	male, M8x1, LED 4 Pins	female, M8x1, LED 3 Pins	female, M8x1, LED 3 Pins	30V	4A	MB-SSP4-2SKP3P3/S56	8052223
		Y-splitter M12x1 S55	male, M12x1 5 Pins, A	female, M12x1 5 Pins, A	female, M12x1 5 Pins, A	60V	4A	FSM5-2FKM5.4/S55	8018720
		Y-splitter M12x1 M8x1 - M8x1 S55	male, M12x1 4 Pins, A	female, M8x1 3 Pins	female, M8x1 3 Pins	60V	4A	FSM4-2SKP3/S55/S56	8052224
		Y-splitter M12x1 M8x1 - M8x1	male, M12x1 4 Pins, A	female, M8x1 3 Pins	female, M8x1 3 Pins	60V	4A	FSM4-2SKP3	8008081
		Y-splitter M8x1/Ø8mm snap M8x1 - M8x1	male, M8x1/Ø8mm snap 4 Pins	female, M8x1 3 Pins	female, M8x1 3 Pins	60V	4A	SESP4S-2SKP3	8008082
		T-splitter M12x1	female, M12x1 4 Pins, A	female, M12x1 4 Pins, A	male, M12x1 4 Pins, A	250V	4A	FKM4-FKM4-FSM4	8009675
			female, M12x1 5 Pins, A	female, M12x1 5 Pins, A	male, M12x1 5 Pins, A	60V	4A	FKM5-FKM5-FSM5	8011661
			female, M12x1 8 Pins, A	female, M12x1 8 Pins, A	male, M12x1 8 Pins, A	30V	2A	FKM8-FKM8-FSM8	8038856
		T-splitter M12x1	female, M12x1 4 Pins, A	male, M12x1 4 Pins, A	male, M12x1 4 Pins, A	250V	4A	FKM4-FSM4-FSM4	8008139
			female, M12x1 5 Pins, A	male, M12x1 5 Pins, A	male, M12x1 5 Pins, A	60V	4A	FKM5-FSM5-FSM5	8017792

			Port						
			E0	E1	E2	U[max]	I[max]	Item description	Item-No.
		T-splitter CANopen/DeviceNet M12x1	female, M12x1 5 Pins, A	female, M12x1 5 Pins, A	male, M12x1 5 Pins, A	60V	4A	FKM5-FKM5-FSM5/S222	8035172
		T-splitter M12x1	female, M12x1 5 Pins, A	female, M12x1 5 Pins, A	male, M12x1 5 Pins, A	60V	4A	T-WAKS5-WAKS5-WASS5	8056693
		shielded	female, M12x1 8 Pins, A	female, M12x1 8 Pins, A	male, M12x1 8 Pins, A	30V	2A	T-WAKS8-WAKS8-WASS8	8057720
		T-splitter M12x1 shielded	female, M12x1 5 Pins, A	male, M12x1 5 Pins, A	male, M12x1 5 Pins, A	60V	4A	T-WAKS5-WASS5-WASS5	8057718
		T-splitter PROFIBUS M12x1 shielded	female, M12x1 5 Pins, B	male, M12x1 5 Pins, B	male, M12x1 5 Pins, B	60V	0.4A	PB-T-WAKSW5-WASSW5-WASSW5	8057719
		Adapter M12x1 - M12x1	female, M12x1 5 Pins, A	female, M12x1 5 Pins, A		60V	4A	WAK4.5-WAK4.5	8041351
		Adapter M12x1 - M12x1	female, M12x1 5 Pins, A	male, M12x1 5 Pins, A		60V	4A	WAK4.5-WAS4.5	8041349
		Adapter M12x1 - M12x1	male, M12x1 5 Pins, A	male, M12x1 5 Pins, A		60V	4A	WAS4.5-WAS4.5	8041352
		Adapter M12x1 - M8x1	male, M12x1 3 Pins, A	female, M8x1 3 Pins		60V	4A	FSM3-SKP3	8008079
			male, M12x1 4 Pins, A	female, M8x1 4 Pins		60V	4A	FSM4-SKP4	8008138

			Port						
			E0	E1	E2	U[max]	I[max]	Item description	Item-No.
		Panel feed through M12x1 - M12x1	female, M12x1, straight 4 Pins, A	male, M12x1, straight 4 Pins, A		250V	4A	FKFS4/M12	8018404
			female, M12x1, straight 5 Pins, A	male, M12x1, straight 5 Pins, A		60V	4A	FKFS4.5/M12	8018405
			female, M12x1, straight 8 Pins, A	male, M12x1, straight 8 Pins, A		30V	2A	FKFS8/M12	8018410
		Adapter Industrial Ethernet M12x1 - M12x1 shielded	female, M12x1, straight 4 Pins, D	female, M12x1, straight 4 Pins, D		250V	4A	IE-WAKSY4-IE-WAKSY4	8065952
		Adapter Industrial Ethernet M12x1 - M12x1 shielded	female, M12x1, straight 8 Pins, X	female, M12x1, straight 8 Pins, X		50V _{AC} 60V _{DC}	0.5A	IE-WAKSX8-IE-WAKSX8	8065951
		Adapter Industrial Ethernet M12x1 - M12x1 shielded	female, M12x1, straight 8 Pins, X	female, M12x1, straight 4 Pins, D		50V _{AC} 60V _{DC}	0.5A	IE-WAKSX8-IE-WAKSY4	8065950
		Panel feed through Industrial Ethernet M12x1 - RJ 45 shielded	female, M12x1, straight 4 Pins, D	female, RJ45, straight 8 Pins		50V _{AC/DC}	0.2A	IE-FKFDSY4-RJ45KS	8069793
		Panel feed through Industrial Ethernet M12x1 - RJ 45 shielded	female, M12x1, angled 4 Pins, D	female, RJ45, straight 8 Pins		50V _{AC/DC}	0.2A	IE-WFKFDSY4-RJ45KS	8069794
		Panel feed through Industrial Ethernet M12x1 - RJ 45 shielded	female, M12x1, straight 8 Pins, X	female, RJ45, straight 8 Pins		50V _{AC} 60V _{DC}	0.5A	IE-FKFDSX8-RJ45KS	8055773

			Port						
			E0	E1	E2	U[max]	I[max]	Item description	Item-No.
		Panel feed through Industrial Ethernet M12x1 - RJ 45 shielded	female, M12x1, angled 8 Pins, X	female, RJ45, straight 8 Pins		50V _{AC} 60V _{DC}	0.5A	IE-WFKFDSX8-RJ45KS	8055774
		Adapter Valve M12x1	male, Valve A, angled	M12x1, 5 poles A		24V _{AC/DC}	4A	VA22-24.1-WAS5.002	8055767
		Adapter Valve M12x1	male, Valve A, angled	M12x1, 5 poles A		24V _{AC/DC}	4A	VA22-24.3-WAS5.002	8055768
		Adapter Valve M12x1	male, Valve A, angled	M12x1, 5 poles A		60V _{AC/DC}	4A	VA22-60.0-WAS5.002	8055770
		Adapter Valve M12x1	male, Valve A, angled	M12x1, 5 poles A		24V _{DC}	4A	VA41-24.2-WAS5	8055769


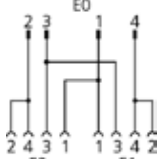

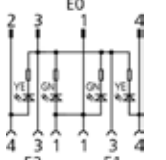

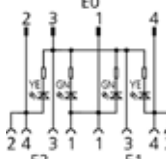

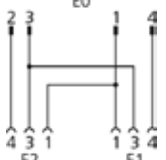

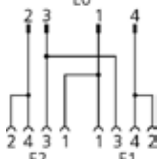

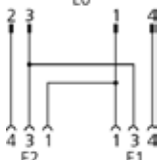

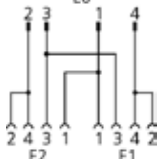


2-way splitters with cable outlet


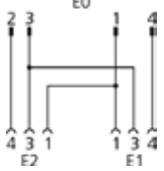

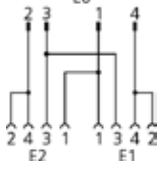

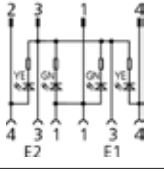

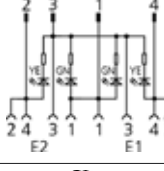

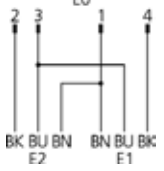

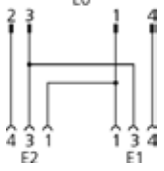

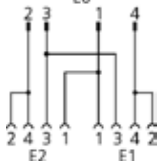
Technical data	M12x1	M8x1	Valve connectors
Insulation resistance	$\geq 10^8 \Omega$	$\geq 10^8 \Omega$	$\geq 10^8 \Omega$
Ambient temperature product	-30°C...+90°C	-30°C...+90°C	-30°C...+90°C
Contact material	Metal, gold-plated	Metal, gold-plated	Metal, silver-plated
Contact-carrier material	Plastic, TPU	Plastic, TPU	Plastic, PA, BK
Grip body material	Plastic, TPU	Plastic, TPU	Plastic, TPU
Coupling nut material	Metal, nickel-plated	Metal, nickel-plated	
Sealing (female) material	FPM/FKM	FPM/FKM	Plastic, TPU
Standards	IEC 61076-2-101	IEC 61076-2-104	DIN EN 175301-803
Degree of protection (mounted)	IP65, IP67, IP68	IP65, IP67, IP68	IP65, IP67, IP68
Mechanical life-cycle	>100 mating cycles	>100 mating cycles	>100 mating cycles
Degree of pollution	3	3	3


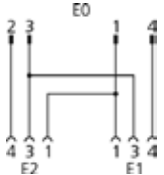

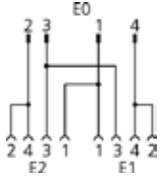

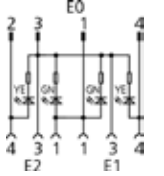

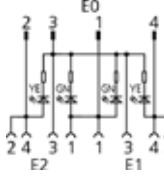

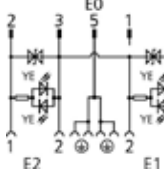

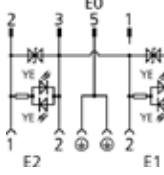

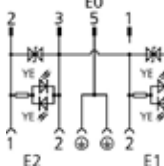
The extremely compact Y-splitters with cable outlet are available in M8x1 and M12x1 housing styles. Male and female connector alignment is customer freely selectable. All standard cables in PUR and PVC for cable outlets are available. The cable outlets can be equipped with M8x1-, M12x1- or valve connectors upon request. As a result of the various options, a high diversity will facilitate product configuration for nearly any application.


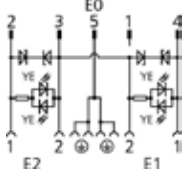

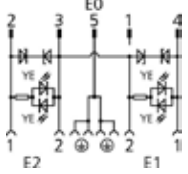
		L = cable length										
		E0	E1 + E2	Cable	Item description	0,3m	0,6m	1m	2m	3m	5m	10m
		female, M12x1, straight 4 Pins, A	open cable end	PVC	YK-FK4M12-L/L/P00				8075696		8075697	8075698
				PUR	YK-FK4M12-L/L/S370				8075693		8075694	8075695
				PUR	YK-FK4M12-L/L/S7400				8075699		8075700	8075701
		female, M12x1, straight 4 Pins, A	male, M12x1, straight 3 Pins, A	PVC	YK-FK4M12-2AL-WAS3-L/L/P00	8075999	8076005	8076011	8076014	8076018	8076021	
				PUR	YK-FK4M12-2AL-WAS3-L/L/S370	8075930	8075937	8075942	8075944	8075946	8075948	
				PUR	YK-FK4M12-2AL-WAS3-L/L/S7400	8076028	8076030	8076034	8076041	8076083	8076087	
		female, M12x1, straight 4 Pins, A	male, M8x1, straight 3 Pins, A	PVC	YK-FK4M12-2AL-SSP3-L/L/P00	8075902	8075903	8075904	8075905	8075906	8075907	
				PUR	YK-FK4M12-2AL-SSP3-L/L/S370	8075852	8075890	8075891	8075892	8075893	8075894	
				PUR	YK-FK4M12-2AL-SSP3-L/L/S7400	8075908	8075909	8075910	8075922	8075925	8075927	
		male, M12x1, straight 4 Pins, A	open cable end	PVC	YK-FS4M12-L/L/P00				8075705		8075706	8075707
				PUR	YK-FS4M12-L/L/S370				8075702		8075703	8075704
				PUR	YK-FS4M12-L/L/S7400				8075708		8075709	8075710
		male, M12x1, straight 4 Pins, A	female, M12x1, straight 3 Pins, A	PVC	YK-FS4M12-2AL-WAK3-L/L/P00	8075968	8075969	8075970	8075971	8075973	8075979	
				PUR	YK-FS4M12-2AL-WAK3-L/L/S370	8075943	8075947	8075950	8075951	8075953	8075955	
				PUR	YK-FS4M12-2AL-WAK3-L/L/S7400	8075992	8075993	8075994	8075998	8076002	8076009	
		male, M12x1, straight 4 Pins, A	female, M12x1, straight 4 Pins, A	PVC	YK-FS4M12-2AL-WAK4-L/L/P00	8076259	8076261	8076262	8076263	8076265	8076266	
				PUR	YK-FS4M12-2AL-WAK4-L/L/S370	8076222	8076224	8076226	8076227	8076228	8076230	
				PUR	YK-FS4M12-2AL-WAK4-L/L/S7400	8076286	8076288	8076289	8076291	8076292	8076294	
		male, M12x1, straight 4 Pins, A	female, M12x1, angled 3 Pins, A	PVC	YK-FS4M12-2AL-WWAK3-L/L/P00	8076082	8076085	8076089	8076092	8076094	8076096	
				PUR	YK-FS4M12-2AL-WWAK3-L/L/S370	8076038	8076045	8076048	8076052	8076055	8076062	
				PUR	YK-FS4M12-2AL-WWAK3-L/L/S7400	8076108	8076109	8076110	8076111	8076112	8076113	

				L = cable length								
		E0	E1 + E2	Cable	Item description	0,3m	0,6m	1m	2m	3m	5m	10m
		male, M12x1, straight 4 Pins, A	female, M12x1, angled 4 Pins, A	PVC	YK-FS4M12-2AL-WWAK4-L/L/P00	8076357	8076358	8076359	8076360	8076361	8076362	
				PUR	YK-FS4M12-2AL-WWAK4-L/L/S370	8076333	8076334	8076336	8076338	8076340	8076343	
				PUR	YK-FS4M12-2AL-WWAK4-L/L/S7400	8076367	8076368	8076369	8076370	8076371	8076372	
		male, M12x1, straight 4 Pins, A	female, M12x1, angled, with LED 3 Pins, A	PVC	YK-FS4M12-2AL-WWAK3P2-L/L/P00	8076126	8076127	8076129	8076130	8076132	8076134	
				PUR	YK-FS4M12-2AL-WWAK3P2-L/L/S370	8076117	8076119	8076121	8076123	8076124	8076125	
				PUR	YK-FS4M12-2AL-WWAK3P2-L/L/S7400	8076136	8076138	8076139	8076141	8076142	8076143	
		male, M12x1, straight 4 Pins, A	female, M12x1, angled, with LED 4 Pins, A	PVC	YK-FS4M12-2AL-WWAK4P2-L/L/P00	8076386	8076387	8076388	8076389	8076390	8076391	
				PUR	YK-FS4M12-2AL-WWAK4P2-L/L/S370	8076374	8076375	8076376	8076377	8076378	8076379	
				PUR	YK-FS4M12-2AL-WWAK4P2-L/L/S7400	8076395	8076396	8076397	8076398	8076399	8076400	
		male, M12x1, straight 4 Pins, A	female, M8x1, straight 3 Pins, A	PVC	YK-FS4M12-2AL-SKP3-L/L/P00	8076114	8076115	8076116	8076118	8076120	8076122	
				PUR	YK-FS4M12-2AL-SKP3-L/L/S370	8076101	8076103	8076104	8076105	8076106	8076107	
				PUR	YK-FS4M12-2AL-SKP3-L/L/S7400	8076128	8076131	8076133	8076135	8076137	8076140	
		male, M12x1, straight 4 Pins, A	female, M8x1, straight 4 Pins, A	PVC	YK-FS4M12-2AL-SKP4-L/L/P00	8075923	8075924	8075926	8075928	8075932	8075936	
				PUR	YK-FS4M12-2AL-SKP4-L/L/S370	8075914	8075917	8075918	8075919	8075920	8075921	
				PUR	YK-FS4M12-2AL-SKP4-L/L/S7400	8075938	8075939	8075940	8075941	8075945	8075949	
		male, M12x1, straight 4 Pins, A	female, M8x1, angled 3 Pins, A	PVC	YK-FS4M12-2AL-SWKP3-L/L/P00	8076150	8076151	8076152	8076153	8076154	8076157	
				PUR	YK-FS4M12-2AL-SWKP3-L/L/S370	8076144	8076145	8076146	8076147	8076148	8076149	
				PUR	YK-FS4M12-2AL-SWKP3-L/L/S7400	8076268	8076270	8076272	8076275	8076280	8076284	
		male, M12x1, straight 4 Pins, A	female, M8x1, angled 4 Pins, A	PVC	YK-FS4M12-2AL-SWKP4-L/L/P00	8076012	8076016	8076019	8076022	8076023	8076024	
				PUR	YK-FS4M12-2AL-SWKP4-L/L/S370	8075952	8075954	8075958	8075997	8076003	8076006	
				PUR	YK-FS4M12-2AL-SWKP4-L/L/S7400	8076025	8076026	8076027	8076029	8076032	8076035	

		L = cable length											
		E0	E1 + E2	Cable	Item description	0,3m	0,6m	1m	2m	3m	5m	10m	
		male, M12x1, straight 4 Pins, A	female, M8x1, angled, with LED 3 Pins, A	PVC	YK-FS4M12-2AL-SWKP3P2-L/L/P00	8075859	8076363	8076364	8076365	8076366	8076373		
				PUR	YK-FS4M12-2AL-SWKP3P2-L/L/S370	8076320	8076322	8076324	8076327	8076329	8076331		
				PUR	YK-FS4M12-2AL-SWKP3P2-L/L/S7400	8076380	8076381	8076382	8076383	8076384	8076385		
		male, M12x1, straight 4 Pins, A	female, M8x1, angled, with LED 4 Pins, A	PVC	YK-FS4M12-2AL-SWKP4P2-L/L/P00	8076049	8076050	8076057	8076061	8076064	8076067		
				PUR	YK-FS4M12-2AL-SWKP4P2-L/L/S370	8076039	8076042	8076043	8076044	8076046	8076047		
				PUR	YK-FS4M12-2AL-SWKP4P2-L/L/S7400	8076070	8076071	8076072	8076073	8076076	8076079		
		female, M8x1, straight 4 Pins, A	open cable end	PVC	YK-FK4M8-L/L/P00				8074375		8075666	8075667	
				PUR	YK-FK4M8-L/L/S370				8074373		8075664	8075665	
				PUR	YK-FK4M8-L/L/S7400				8074376		8075668	8075669	
		female, M8x1, straight 4 Pins, A	male, M8x1, straight 3 Pins, A	PVC	YK-FK4M8-2AL-SSP3-L/L/P00	8075855	8075929	8075931	8075933	8075934	8075935		
				PUR	YK-FK4M8-2AL-SSP3-L/L/S370	8075846	8075911	8075912	8075913	8075915	8075916		
				PUR	YK-FK4M8-2AL-SSP3-L/L/S7400	8075961	8075963	8075964	8075965	8075966	8075967		
		female, M8x1, straight 4 Pins, A	male, M12x1, straight 3 Pins, A	PVC	YK-FK4M8-2AL-WAS3-L/L/P00	8075995	8075996	8076000	8076001	8076004	8076007		
				PUR	YK-FK4M8-2AL-WAS3-L/L/S370	8075980	8075981	8075982	8075984	8075986	8075989		
				PUR	YK-FK4M8-2AL-WAS3-L/L/S7400	8076059	8076063	8076065	8076066	8076068	8076069		
		male, M8x1, straight 4 Pins, A	male, M12x1, straight 3 Pins, A	PVC	YK-FS4M8-2AL-WAK3-L/L/P00	8076231	8076232	8076233	8076234	8076236	8076239		
				PUR	YK-FS4M8-2AL-WAK3-L/L/S370	8076215	8076219	8076221	8076223	8076225	8076229		
				PUR	YK-FS4M8-2AL-WAK3-L/L/S7400	8076243	8076244	8076245	8076246	8076247	8076248		
		male, M8x1, straight 4 Pins, A	female, M12x1, straight 4 Pins, A	PVC	YK-FS4M8-2AL-WAK4-L/L/P00	8076235	8076237	8076238	8076240	8076241	8076242		
				PUR	YK-FS4M8-2AL-WAK4-L/L/S370	8076213	8076214	8076216	8076217	8076218	8076220		
				PUR	YK-FS4M8-2AL-WAK4-L/L/S7400	8076250	8076251	8076253	8076255	8076256	8076258		

				L = cable length									
		E0	E1 + E2	Cable	Item description	0,3m	0,6m	1m	2m	3m	5m	10m	
		male, M8x1, straight 4 Pins, A	female, M12x1, angled 3 Pins, A	PVC	YK-FS4M8-2AL-WWAK3-L/L/P00	8076267	8076269	8076271	8076273	8076276	8076283		
				PUR	YK-FS4M8-2AL-WWAK3-L/L/S370	8076249	8076252	8076254	8076257	8076260	8076264		
				PUR	YK-FS4M8-2AL-WWAK3-L/L/S7400	8076285	8076287	8076290	8076293	8076295	8076296		
		male, M8x1, straight 4 Pins, A	female, M12x1, angled 4 Pins, A	PVC	YK-FS4M8-2AL-WWAK4-L/L/P00	8076297	8076298	8076300	8076301	8076302	8076303		
				PUR	YK-FS4M8-2AL-WWAK4-L/L/S370	8076274	8076277	8076278	8076279	8076281	8076282		
				PUR	YK-FS4M8-2AL-WWAK4-L/L/S7400	8076309	8076311	8076312	8076315	8076318	8076319		
		male, M8x1, straight 4 Pins, A	female, M12x1, angled, with LED 3 Pins, A	PVC	YK-FS4M8-2AL-WWAK3P2-L/L/P00	8076310	8076313	8076314	8076316	8076317	8076321		
				PUR	YK-FS4M8-2AL-WWAK3P2-L/L/S370	8076299	8076304	8076305	8076306	8076307	8076308		
				PUR	YK-FS4M8-2AL-WWAK3P2-L/L/S7400	8076323	8076325	8076326	8076328	8076330	8076332		
		male, M8x1, straight 4 Pins, A	female, M12x1, angled, with LED 4 Pins, A	PVC	YK-FS4M8-2AL-WWAK4P2-L/L/P00	8076345	8076346	8076347	8076348	8076349	8076350		
				PUR	YK-FS4M8-2AL-WWAK4P2-L/L/S370	8076335	8076337	8076339	8076341	8076342	8076344		
				PUR	YK-FS4M8-2AL-WWAK4P2-L/L/S7400	8076351	8076352	8076353	8076354	8076355	8076356		
		male, M8x1, straight 4 Pins, A	open cable end	PVC	YK-FS4M8-L/L/P00				8074377		8075672	8075673	
				PUR	YK-FS4M8-L/L/S370				8074374		8075670	8075671	
				PUR	YK-FS4M8-L/L/S7400				8074378		8075674	8075675	
		male, M8x1, straight 4 Pins, A	female, M8x1, straight 3 Pins, A	PVC	YK-FS4M8-2AL-SKP3-L/L/P00	8075972	8075974	8075975	8075976	8075977	8075978		
				PUR	YK-FS4M8-2AL-SKP3-L/L/S370	8075857	8075956	8075957	8075959	8075960	8075962		
				PUR	YK-FS4M8-2AL-SKP3-L/L/S7400	8075983	8075985	8075987	8075988	8075990	8075991		
		male, M8x1, straight 4 Pins, A	female, M8x1, straight 4 Pins, A	PVC	YK-FS4M8-2AL-SKP4-L/L/P00	8076162	8076163	8076164	8076165	8076166	8076167		
				PUR	YK-FS4M8-2AL-SKP4-L/L/S370	8076155	8076156	8076158	8076159	8076160	8076161		
				PUR	YK-FS4M8-2AL-SKP4-L/L/S7400	8076168	8075856	8076169	8076170	8076171	8076172		

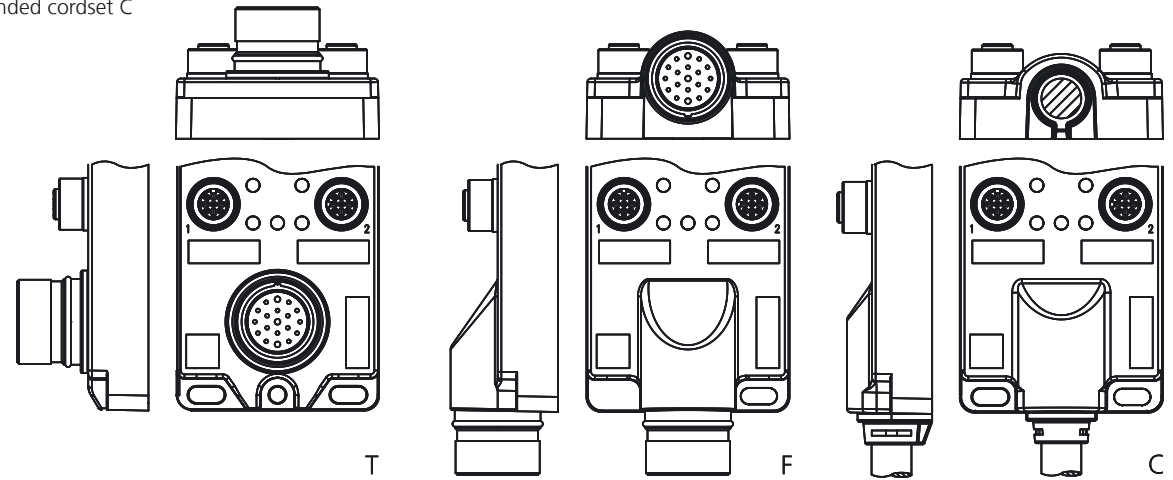
		L = cable length										
		E0	E1 + E2	Cable	Item description	0,3m	0,6m	1m	2m	3m	5m	10m
		male, M8x1, straight 4 Pins, A	female, M8x1, angled 3 Pins, A	PVC	YK-FS4M8-2AL-SWKP3-L/L/P00	8075858	8076031	8076033	8076036	8076037	8076040	
				PUR	YK-FS4M8-2AL-SWKP3-L/L/S370	8076008	8076010	8076013	8076015	8076017	8076020	
				PUR	YK-FS4M8-2AL-SWKP3-L/L/S7400	8076051	8076053	8076054	8076056	8076058	8076060	
		male, M8x1, straight 4 Pins, A	female, M8x1, angled 4 Pins, A	PVC	YK-FS4M8-2AL-SWKP4/L/L/P00	8076392	8076393	8076394	8076401	8076402	8076403	
				PUR	YK-FS4M8-2AL-SWKP4/L/L/S370	8076173	8076174	8076175	8076176	8076177	8076178	
				PUR	YK-FS4M8-2AL-SWKP4/L/L/S7400	8076404	8076405	8076406	8076407	8076408	8076409	
		male, M8x1, straight 4 Pins, A	female, M8x1, angled, with LED 3 Pins, A	PVC	YK-FS4M8-2AL-SWKP3P2-L/L/P00	8076084	8076086	8076088	8076090	8076091	8076093	
				PUR	YK-FS4M8-2AL-SWKP3P2-L/L/S370	8076074	8076075	8076077	8076078	8076080	8076081	
				PUR	YK-FS4M8-2AL-SWKP3P2-L/L/S7400	8076095	8076097	8076098	8076099	8076100	8076102	
		male, M8x1, straight 4 Pins, A	female, M8x1, angled, with LED 4 Pins, A	PVC	YK-FS4M8-2AL-SWKP4P2-L/L/P00	8076419	8076420	8076421	8076422	8076423	8076424	
				PUR	YK-FS4M8-2AL-SWKP4P2-L/L/S370	8076413	8076414	8076415	8076416	8076417	8076418	
				PUR	YK-FS4M8-2AL-SWKP4P2-L/L/S7400	8076425	8076426	8076427	8076428	8076429	8076430	
		male, M12x1, straight 5 Pins, A	female, Valve A, angled 2+PE, PE bridged Pins	PVC	YK-FS5M12-2VA22-24.3-L/L/P00	8077612	8077671	8077614	8077615	8077616	8077617	
				PUR	YK-FS5M12-2VA22-24.3-L/L/S370	8077604	8077606	8077608	8077609	8077610	8077611	
		male, M12x1, straight 5 Pins, A	female, Valve B, straight 2+PE Pins	PVC	YK-FS5M12-2VB21-24.3-L/L/P00	8077627	8077673	8077631	8077633	8077635	8077637	
				PUR	YK-FS5M12-2VB21-24.3-L/L/S370	8077618	8077672	8077620	8077621	8077623	8077625	
		male, M12x1, straight 5 Pins, A	female, Valve BI, angled 2+PE Pins	PVC	YK-FS5M12-2VBI21-24.3-L/L/P00	8077603	8077605	8077607	8077622	8077624	8077626	
				PUR	YK-FS5M12-2VBI21-24.3-L/L/S370	8077639	8077674	8077644	8077646	8077648	8077651	

		L = cable length										
		E0	E1 + E2	Cable	Item description	0,3m	0,6m	1m	2m	3m	5m	10m
		male, M12x1, straight 5 Pins, A	female, Valve C, angled 2+PE, PE bridged Pins	PVC	YK-FS5M12-2VC22-24.4-L/L/P00	8077640	8077641	8077643	8077645	8077647	8077649	
				PUR	YK-FS5M12-2VC22-24.4-L/L/S370	8077628	8077630	8077632	8077634	8077636	8077638	
		male, M12x1, straight 5 Pins, A	female, Valve CI, angled 2+PE, PE bridged Pins	PVC	YK-FS5M12-2VCI22-24.4-L/L/P00	8077658	8077659	8077660	8077661	8077663	8077664	
				PUR	YK-FS5M12-2VCI22-24.4-L/L/S370	8077650	8077652	8077654	8077655	8077656	8077657	

2-way splitters with cable outlet

Nomenclature

8	I/O	M8-	3	P2	T	L	/S370
Quantity of I/O-ports	I/O-junction box	I/O port M8x1, Ø8mm snap (S8) M12x1	Contacts	PNP Quantity LEDs + circuit	Connection T: top F: front C: cable	Cable length [m] with double-ended cordset C	Cable quality

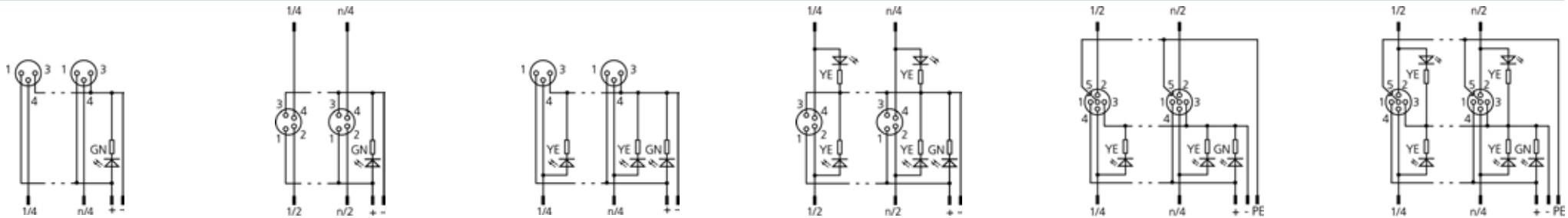


I/O-junctions passive

Cable	Short description
-------	-------------------

P01 PVC	Flexible PVC/PVC sensor-/actuator control-cable for medium mechanical stresses. Conditioned oil- and chemical resistant, UL-style.
S370 PUR	Flexible PUR/PP sensor-/actuator control-cable for high mechanical stresses. Halogen-free, flameratardant, medium torsion- and drag-chain capability, oil- and chemical resistant, UL-style.

Ø8mm snap 3 poles	Ø8mm snap 4 poles	M8x1 3 poles	M8x1 4 poles	M12x1 3+PE	M12x1 4+PE
---------------------	---------------------	----------------	----------------	--------------	--------------














~M1:2

I/O-junctions passive

Technical data	M12x1	M8x1	Ø8mm snap
Insulation resistance	$\geq 10^8 \Omega$	$\geq 10^8 \Omega$	$\geq 10^8 \Omega$
Resistance	$\leq 5 m\Omega$	$\leq 5 m\Omega$	$\leq 5 m\Omega$
Ambient temperature product	-30°C...+90°C	-30°C...+90°C	-30°C...+90°C
Contact material	Metal, CuZn, gold-plated	Metal, CuZn, gold-plated	Metal, CuZn, gold-plated
Contact-carrier material	Plastic, PA, BK	Plastic, PA, BK	Plastic, PA, BK
Sealing (female) material	FPM/FKM	FPM/FKM	FPM/FKM
Standards	IEC 61076-2-101	IEC 61076-2-104	IEC 61076-2-104
Degree of protection (mounted)	IP65, IP67	IP65, IP67	IP65, IP67
Mechanical life-cycle	>100 mating cycles	>100 mating cycles	>100 mating cycles
Degree of pollution	3	3	3

M8x1- and M12x1-passive junctions from ESCHA particularly stand out for their compact housing style as well as their flexible fixing possibilities. They are predestined for harsh industrial applications through the proven full potting and a metal thread insert meeting protection classes IP65 and IP67 high requirements. Thanks to different outlets (fixed cable-, top- or front connection) you always find what you are looking for.


						L = cable length					
		I/O	Exit	Port	ΣI [max]	Item description	Male	2m	5m	10m	15m
	I/O-junction passive, M12x1, Top	4	3+PE	M23x1, 12 poles	12A	4I/OM12-5.4P2T	8048790				
			4+PE	M23x1, 19 poles	12A	4I/OM12-5P3T	8045895				
	I/O-junction passive, M12x1, Front	4	3+PE	M23x1, 12 poles	12A	4I/OM12-5.4P2F	8048791				
			4+PE	M23x1, 19 poles	12A	4I/OM12-5P3F	8045891				
	I/O-junction passive, M12x1, Cable	4	3+PE		12A	4I/OM12-5.4P2C-L/S370		8048792			
			4+PE		12A	4I/OM12-5P3C-L/S370		8045894			
	I/O-junction passive, M12x1, Top	6	3+PE	M23x1, 12 poles	12A	6I/OM12-5.4P2T	8048787				
			4+PE	M23x1, 19 poles	12A	6I/OM12-5P3T	8045896				
	I/O-junction passive, M12x1, Front	6	3+PE	M23x1, 12 poles	12A	6I/OM12-5.4P2F	8048788				
			4+PE	M23x1, 19 poles	12A	6I/OM12-5P3F	8045892				
	I/O-junction passive, M12x1, Cable	6	3+PE		12A	6I/OM12-5.4P2C-L/S370		8048789			
			4+PE		12A	6I/OM12-5P3C-L/S370		8045893			
	I/O-junction passive, M12x1, Top	8	3+PE	M23x1, 12 poles	12A	8I/OM12-5.4P2T	8048784				
			4+PE	M23x1, 19 poles	12A	8I/OM12-5P3T	8045647				
	I/O-junction passive, M12x1, Front	8	3+PE	M23x1, 12 poles	12A	8I/OM12-5.4P2F	8048785				
			4+PE	M23x1, 19 poles	12A	8I/OM12-5P3F	8045649				
	I/O-junction passive, M12x1, Cable	8	3+PE		12A	8I/OM12-5.4P2C-L/S370		8048786			
			4+PE		12A	8I/OM12-5P3C-L/S370		8045648			
	I/O-junction passive, M8x1, Top	4	3	M12x1, 8 poles	2A	4I/OM8-3P2T	8061747				

						L = cable length					
	I/O	Exit	Port	ΣI [max]	Item description	Male	2m	5m	10m	15m	
	I/O-junction passive, M8x1, Cable	4	3		6A	4I/OM8-3P2C-L/S370		8061768	8061776	8061777	8061778
			4		6A	4I/OM8-4P3C-L/S370		8061783	8061784	8061785	8061786
	I/O-junction passive, M8x1, Top	8	3	M12x1, 12 poles	1.5A	8I/OM8-3P2T	8061744				
	I/O-junction passive, M8x1, Cable	8	3		6A	8I/OM8-3P2C-L/S370		8061794	8061796	8061797	8061798
			4		6A	8I/OM8-4P3C-L/S370		8061803	8061804	8061805	8061806
	I/O-junction passive, M8x1, Top	10	3	M12x1, 12 poles	1.5A	10I/OM8-3P2T	8061633				
	I/O-junction passive, M8x1, Cable	10	3		6A	10I/OM8-3P2C-L/S370		8061811	8061812	8061813	8061814
	I/O-junction passive, Ø8mm snap, Cable	4	3		6A	4I/OS8-3P1C-L/P01		8062806	8062807	8062808	8062809
			3		6A	4I/OS8-3P1C-L/S370		8062789	8062790	8062791	8062792
			4		6A	4I/OS8-4P1C-L/P01		8062817	8062818	8062819	8062820
			4		6A	4I/OS8-4P1C-L/S370		8062813	8062814	8062815	8062816
	I/O-junction passive, Ø8mm snap, Top	4	3	M12x1, 8 poles	4A	4I/OS8-3P1T	8062601				
			4	M12x1, 12 poles	1.5A	4I/OS8-4P1T	8062599				
	I/O-junction passive, Ø8mm snap, Cable	10	3		6A	10I/OS8-3P1C-L/P01		8062838	8062839	8062840	8062841
			3		6A	10I/OS8-3P1C-L/S370		8062825	8062826	8062827	8062828
	I/O-junction passive, Ø8mm snap, Top	10	3	M12x1, 12 poles	1.5A	10I/OS8-3P1T	8062604				

Nomenclature

8	I/O	M8-	3	P3	T	8xAND/OR
Quantity of I/O-ports	I/O-junction box	I/O port: M8x1	Contacts	PNP Quantity LEDs + circuit	Connection: T: top, M12x1 5 poles	Logic





























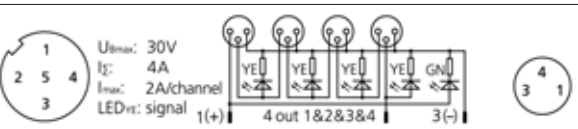


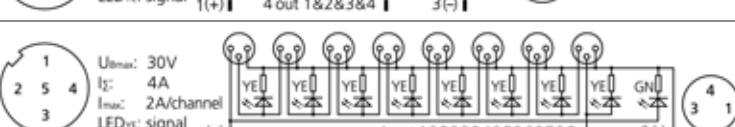


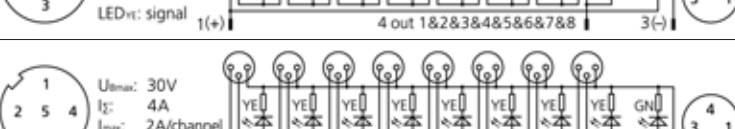



Nearly actual size

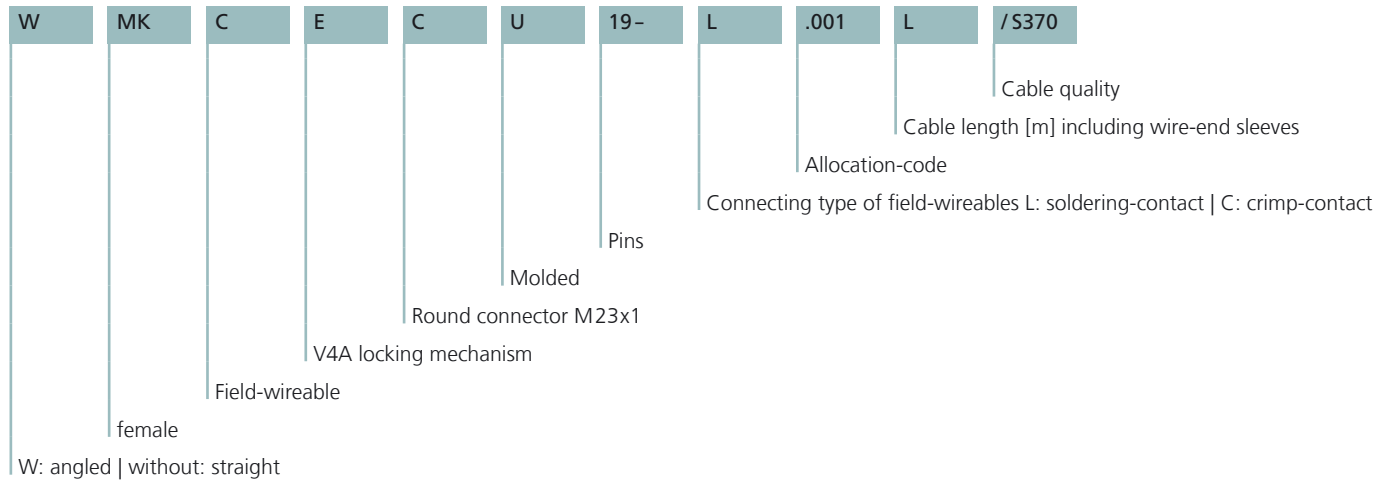
I/O-junctions Logic

Technical data	M8x1
Insulation resistance	$\geq 10^8 \Omega$
Resistance	$\leq 5 \text{ m}\Omega$
Ambient temperature product	-30°C...+90°C
Contact material	Metal, CuZn, gold-plated
Contact-carrier material	Plastic, PA, BK
Sealing (female) material	FPM/FKM
Standards	IEC 61076-2-104
Degree of protection (mounted)	IP65, IP67
Mechanical life-cycle	>100 mating cycles
Degree of pollution	3

The extremely compact M8x1 I/O-junctions with active logic-function are placing intelligence close to sensors transmitting preprocessed signals to a central control unit. In contrast to conventional passive I/O-junctions or fieldbus junctions they provide the advantage of defaulting to a unshielded 4- or 5-pole sensor cable. In this way, wiring costs as well as wiring time are reduced and wiring errors are averted. The junctions do not have to be programmed by the user due to a predefined logic and can thus be immediately operational. They are especially adapted for grippers, robots or compact handling units.

		I/O			ΣI[<i>max</i>]	Item description	Item-No.
	I/O-junction logic, M8x1, Top 4x active AND/OR Circuit logic	4			4A	4I/OM8-3P3T 4x AND/OR	8081123
	I/O-junction logic, M8x1, Top 2x2 active AND Circuit logic	4			4A	4I/OM8-3P4T 2x2 AND	8081125
	I/O-junction logic, M8x1, Top 2x2 active OR Circuit logic	4			4A	4I/OM8-3P4T 2x2 OR	8081127
	I/O-junction logic, M8x1, Top 8x active AND/OR Circuit logic	8			4A	8I/OM8-3P3T 8x AND/OR	8081129
	I/O-junction logic, M8x1, Top 2x4 passive AND Circuit logic	8			4A	8I/OM8-3P4T 2x4 AND	8081131
	I/O-junction logic, M8x1, Top 2x4 active OR Circuit logic	8			4A	8I/OM8-3P4T 2x4 OR	8081133
	I/O-junction logic, M8x1, Top 10x active AND/OR Circuit logic	10			4A	10I/OM8-3P3T 10x AND/OR	8081135
	I/O-junction logic, M8x1, Top 2x5 active AND Circuit logic	10			4A	10I/OM8-3P4T 2x5 AND	8081137
	I/O-junction logic, M8x1, Top 4x passive AND Circuit logic	4			4A	4I/OM8-3P2T 4x passiv AND	8062606
	I/O-junction logic, M8x1, Top 8x passive AND Circuit logic	8			4A	8I/OM8-3P2T 8x passiv AND	8062608
	I/O-junction logic, M8x1, Top 2x4 passive AND Circuit logic	8			4A	8I/OM8-3P2T 2x4 passiv AND	8062610
	Simulation plug male, M8x1, straight	3	for open I/O			AL-SSP3-AS/S2065	8063927


Nomenclature



Cable **Short description**

S370 | PUR Flexible PUR/PP sensor-/actuator control-cable for high mechanical stresses. Halogen-free, flame retardant, medium torsion- and drag-chain capability, oil- and chemical resistant, UL-style.

M23x1







Nearly actual size

M23x1

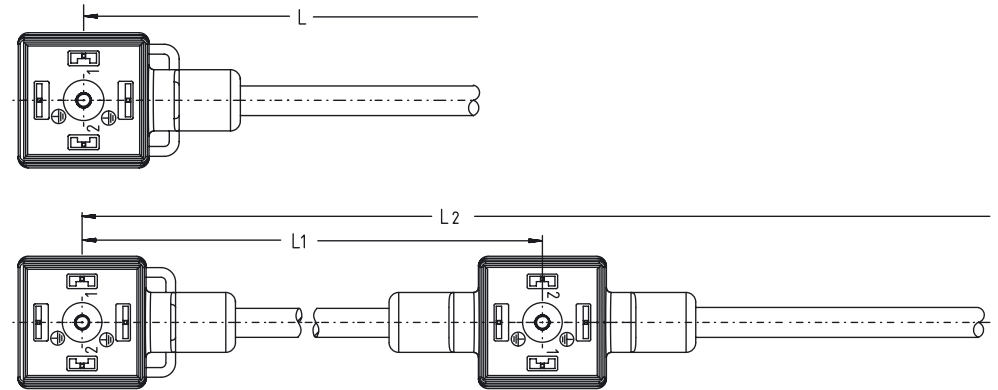
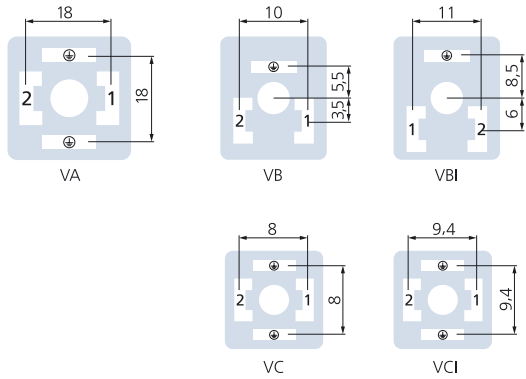
Technical data	M23x1	Field-wireable
Insulation resistance	≥10 ⁸ Ω	≥10 ⁸ Ω
Ambient temperature product	-30°C...+90°C	-40°C...+85°C
Contact material	Metal, gold-plated	Metal, CuZn, gold-plated
Contact-carrier material	Plastic, PBT	Plastic, PBT, GY
Grip body material	Plastic, TPU	Metal, CuZn, nickel-plated, silver-plated
Coupling nut material	Metal, nickel-plated	Metal, CuZn, nickel-plated
Sealing (female) material	Plastic, NBR	Plastic, NBR
Degree of protection (mounted)	IP65,IP67	
Mechanical life-cycle	>100 mating cycles	>100 mating cycles
Degree of pollution	3	3
Cable outlet		12 pins: 8...12mm 19 pins: 10...14mm
Connecting cross-section		12 pins: contacts 10, 11, 12: 0.75...1.0mm ² others 0.5...0.75mm ² 19 pins: contacts 9, 12, 19: 0.75...1.0mm ² others 0.5...0.75mm ²
Connecting type		Soldering contact

The overmoulded and field-wireable M23x1 connectors are perfectly adapted to our M12x1-passive junctions. You can choose between 12 and 19 pin versions with different configurations. Due to the ESCHA exclusive cable quality named 'S370', the M23x1 connectors are universally usable in different applications.

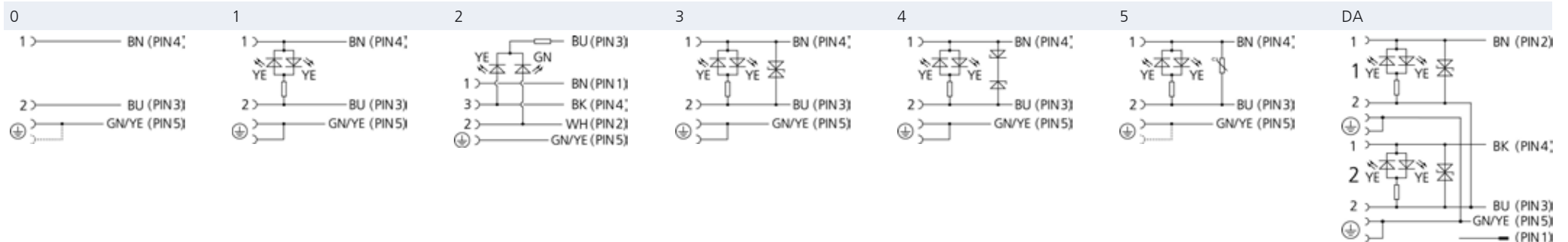
		Body			Cable			Item description	L = cable length*		
		Pins	U[max]	I[max]	Material	Color	UL		2m / 1m	5m / 2m	10m / 5m
	Single-ended cordset female, M23x1, straight	12	125V	4A	PUR	BK		MKCU12.001-L/S370	8027363	8026032	8026033
		12	125V	4A	PUR	BK		MKCU12.003-L/S370	8026243	8026039	8026041
		19	125V	4A	PUR	BK		MKCU19.001-L/S370	8027364	8026036	8026037
		19	125V	4A	PUR	BK		MKCU19.003-L/S370	8027365	8017221	8017222
	Single-ended cordset female, M23x1, angled	12	125V	4A	PUR	BK		WMKCU12.001-L/S370	8027366	8026043	8026044
		12	125V	4A	PUR	BK		WMKCU12.003-L/S370	8026244	8026049	8026050
		19	125V	4A	PUR	BK		WMKCU19.001-L/S370	8027368	8026046	8026047
		19	125V	4A	PUR	BK		WMKCU19.003-L/S370	8027370	8017111	8017112
	Field-wireable connector female, M23x1, straight Soldering contact	12	150V	4A				MKCC12L	8013694		
		19	125V	4A					MKCC19L	8013696	
	Field-wireable connector female, M23x1, angled Soldering contact	12	150V	4A				WMKCC12L	8017153		
		19	125V	4A					WMKCC19L	8017151	

* Standard cable-lengths for single-ended cordset: 2m, 5m, or 10m. For double-ended cordset: 1m, 2m, or 5m. Wire length for receptacles: 0.5m (0.2m for POWER). Other cable- and wire lengths are available upon request.

Type	Contacts	$U_{[max]}$	Circuit	Cable length	B-side
VA A	21 2+PE	24 24V _{DC} 24V _{AC/DC}	0 without	L Single-, double-ended cordset	open cable end
VAA A straight	22 2+PE jumpered	60 60V _{AC/DC}	1 LED	L1/L2 Double-valve connector	DA 22-24.3 Double-valve connector
VAAG A straight grip with thread	31 3+PE	230 230V _{AC/DC}	2 LED pressure switch		WAS5.002 Adapter M12x1, valve
VB B (10mm contact clearance)	41 3+PE+ wire-connection		3 LED+suppressor diode		
VBI BI (11mm contact clearance)			4 LED+Z-diode		
VC C (8mm contact clearance)			5 LED+varistor		
VCI CI (9.4mm contact clearance)					



Cable	Short description
P00 PVC	Flexible PVC/PVC sensor-/actuator control-cable for medium mechanical stresses. Conditioned oil- and chemical resistant.
P01 PVC	Flexible PVC/PVC sensor-/actuator control-cable for medium mechanical stresses. Conditioned oil- and chemical resistant, UL-style.
S370 PUR	Flexible PUR/PP sensor-/actuator control-cable for high mechanical stresses. Halogen-free, flameretardant, medium torsion- and drag-chain capability, oil- and chemical resistant, UL-style.







Nearly actual size





Valve connectors

Technical data	Valve connector	M12x1 (Adapter, Double-Valve connector)
Insulation resistance	≥10 ⁸ Ω	≥10 ⁸ Ω
Ambient temperature product	-30°C...+90°C	-30°C...+90°C
Contact material	Metal, silver-plated	Metal, gold-plated
Contact-carrier material	Plastic, PA	Plastic, TPU
Grip body material	Plastic, TPU	Plastic, TPU
Sealing (female) material	Plastic, TPU	
Standards	DIN EN 175301-803	IEC 61076-2-101
Degree of protection (mounted)	IP65, IP67, IP68	IP65, IP67, IP68
Mechanical life-cycle	>100 mating cycles	>100 mating cycles
Degree of pollution	3	3





ESCHA valve-connectors stand for minimum installation space and excellent LED visibility in all installation positions at the same time. They are available in typical housing styles and protection circuits. A comprehensive product program with single-ended and double-ended cordsets as well as adapters and double-valve connectors offers a suitable solution for any application.

	Body			Cable			Item description	L /L2 = cable length		
	Pins	U[max]	Circuit	Material	Color	L1[m]		2m / 1m	5m / 2m	10m / 5m
 Single-ended cordset female, Valve A, angled	2+PE	230V _{AC/DC}	without	PUR	BK		VA21-230.0-L/S370	8050753	8047806	8050754
		230V _{AC/DC}	without	PVC	GY		VA21-230.0-L/P00	8048838	8048841	8050824
		230V _{AC/DC}	without	PVC	GY		VA21-230.0-L/P01	8050873	8047823	8050874
	2+PE, PE bridged	230V _{AC/DC}	Varistor	PUR	BK		VA22-230.5-L/S370	8050755	8046704	8050756
		230V _{AC/DC}	Varistor	PVC	GY		VA22-230.5-L/P00	8050827	8048819	8050828
		230V _{AC/DC}	Varistor	PVC	GY		VA22-230.5-L/P01	8050875	8047824	8050876
		230V _{AC/DC}	without	PUR	BK		VA22-230.0-L/S370	8052299	8052300	8052301
		230V _{AC/DC}	without	PVC	GY		VA22-230.0-L/P00	8052302	8052303	8052304
		230V _{AC/DC}	without	PVC	GY		VA22-230.0-L/P01	8052305	8052306	8052307
		24V _{AC/DC}	Suppressor diode	PUR	BK		VA22-24.3-L/S370	8050293	8047804	8048527
		24V _{AC/DC}	Suppressor diode	PVC	GY		VA22-24.3-L/P00	8048840	8048839	8049537
		24V _{AC/DC}	Suppressor diode	PVC	GY		VA22-24.3-L/P01	8049306	8047821	8050863
		24V _{AC/DC}	without	PUR	BK		VA22-24.1-L/S370	8050501	8047803	8048240
		24V _{AC/DC}	without	PVC	GY		VA22-24.1-L/P00	8050819	8048818	8050820
	24V _{AC/DC}	without	PVC	GY		VA22-24.1-L/P01	8050861	8046613	8050862	
	3+PE	230V _{AC/DC}	without	PUR	BK		VA31-230.0-L/S370	8058325	8059241	8059242
		230V _{AC/DC}	without	PVC	GY		VA31-230.0-L/P00	8061939	8066062	8062016
		230V _{AC/DC}	without	PVC	GY		VA31-230.0-L/P01	8081356	8081355	8061577
		24V _{AC/DC}	Suppressor diode	PUR	BK		VA31-24.3-L/S370	8067058	8065473	8078853
24V _{AC/DC}		Suppressor diode	PVC	GY		VA31-24.3-L/P00	8081328	8081329	8081330	
24V _{AC/DC}		Suppressor diode	PVC	GY		VA31-24.3-L/P01	8081331	8081332	8081333	
3+PE wire	24V _{DC}	without	PUR	BK		VA41-24.2-L/S370	8050500	8047805	8049933	
	24V _{DC}	without	PVC	GY		VA41-24.2-L/P00	8050822	8049310	8050540	
	24V _{DC}	without	PVC	GY		VA41-24.2-L/P01	8050865	8047822	8050866	
 Single-ended cordset female, Valve AA, straight	2+PE	230V _{AC/DC}	without	PUR	BK		VAA21-230.0-L/S370	8055720	8055721	8055722
		230V _{AC/DC}	without	PVC	GY		VAA21-230.0-L/P00	8055726	8055727	8055728
		230V _{AC/DC}	without	PVC	GY		VAA21-230.0-L/P01	8055732	8055733	8055734











* Standard cable-lengths for single-ended cordset: 2m, 5m, or 10m. For double-ended cordset: 1m, 2m, or 5m. Wire length for receptacles: 0.5m (0.2m for POWER). Other cable- and wire lengths are available upon request.

	Pins	Body		Cable			Item description	L /L2 = cable length		
		U[max]	Circuit	Material	Color	L1[m]		2m / 1m	5m / 2m	10m / 5m
	2+PE, PE bridged	230 $\text{V}_{\text{AC/DC}}$	Varistor	PUR	BK		VAA22-230.5-L/S370	8055666	8055671	8055667
		230 $\text{V}_{\text{AC/DC}}$	Varistor	PVC	GY		VAA22-230.5-L/P00	8055690	8055691	8055692
		230 $\text{V}_{\text{AC/DC}}$	Varistor	PVC	GY		VAA22-230.5-L/P01	8055712	8055713	8055714
		24 $\text{V}_{\text{AC/DC}}$	Suppressor diode	PUR	BK		VAA22-24.3-L/S370	8055654	8055655	8055656
		24 $\text{V}_{\text{AC/DC}}$	Suppressor diode	PVC	GY		VAA22-24.3-L/P00	8055679	8055680	8055678
		24 $\text{V}_{\text{AC/DC}}$	Suppressor diode	PVC	GY		VAA22-24.3-L/P01	8055701	8055702	8055703
		24 $\text{V}_{\text{AC/DC}}$	without	PUR	BK		VAA22-24.1-L/S370	8055648	8055649	8055650
		24 $\text{V}_{\text{AC/DC}}$	without	PVC	GY		VAA22-24.1-L/P00	8055672	8055673	8055674
		24 $\text{V}_{\text{AC/DC}}$	without	PVC	GY		VAA22-24.1-L/P01	8055696	8055697	8055698
		3+PE wire	24 V_{DC}	without	PUR	BK		VAA41-24.2-L/S370	8055660	8055661
24 V_{DC}	without		PVC	GY		VAA41-24.2-L/P00	8055685	8055686	8055684	
24 V_{DC}	without		PVC	GY		VAA41-24.2-L/P01	8055707	8055708	8055709	
	2+PE	230 $\text{V}_{\text{AC/DC}}$	without	PUR	BK		VAAG21-230.0-L/S370	8055723	8055724	8055725
		230 $\text{V}_{\text{AC/DC}}$	without	PVC	GY		VAAG21-230.0-L/P00	8055729	8055730	8055731
		230 $\text{V}_{\text{AC/DC}}$	without	PVC	GY		VAAG21-230.0-L/P01	8055735	8055736	8055737
	2+PE, PE bridged	230 $\text{V}_{\text{AC/DC}}$	Varistor	PUR	BK		VAAG22-230.5-L/S370	8055668	8055669	8055670
		230 $\text{V}_{\text{AC/DC}}$	Varistor	PVC	GY		VAAG22-230.5-L/P00	8055693	8055694	8055695
		230 $\text{V}_{\text{AC/DC}}$	Varistor	PVC	GY		VAAG22-230.5-L/P01	8055715	8055716	8055717
		24 $\text{V}_{\text{AC/DC}}$	Suppressor diode	PUR	BK		VAAG22-24.3-L/S370	8055657	8055658	8055659
		24 $\text{V}_{\text{AC/DC}}$	Suppressor diode	PVC	GY		VAAG22-24.3-L/P00	8055682	8055683	8055681
		24 $\text{V}_{\text{AC/DC}}$	Suppressor diode	PVC	GY		VAAG22-24.3-L/P01	8055704	8055705	8055706
		24 $\text{V}_{\text{AC/DC}}$	without	PUR	BK		VAAG22-24.1-L/S370	8055651	8055652	8055653
24 $\text{V}_{\text{AC/DC}}$	without	PVC	GY		VAAG22-24.1-L/P00	8055677	8055675	8055676		
24 $\text{V}_{\text{AC/DC}}$	without	PVC	GY		VAAG22-24.1-L/P01	8055699	8055700	8055718		
3+PE wire	24 V_{DC}	without	PUR	BK		VAAG41-24.2-L/S370	8055663	8055664	8055665	
	24 V_{DC}	without	PVC	GY		VAAG41-24.2-L/P00	8055688	8055689	8055687	
	24 V_{DC}	without	PVC	GY		VAAG41-24.2-L/P01	8055719	8055710	8055711	
 	2+PE, PE bridged	24 $\text{V}_{\text{AC/DC}}$	Suppressor diode	PUR	BK	0.15	VA22-24.3-0,15-DA22-24.3-L/S370	8055743	8055744	8055745
		24 $\text{V}_{\text{AC/DC}}$	Suppressor diode	PUR	BK	0.40	VA22-24.3-0,4-DA22-24.3-L/S370	8055746	8055747	8055748
		24 $\text{V}_{\text{AC/DC}}$	Suppressor diode	PVC	GY	0.15	VA22-24.3-0,15-DA22-24.3-L/P00	8055749	8055750	8055751
		24 $\text{V}_{\text{AC/DC}}$	Suppressor diode	PVC	GY	0.15	VA22-24.3-0,15-DA22-24.3-L/P01	8055755	8055756	8055757
		24 $\text{V}_{\text{AC/DC}}$	Suppressor diode	PVC	GY	0.40	VA22-24.3-0,4-DA22-24.3-L/P00	8055752	8055753	8055754
		24 $\text{V}_{\text{AC/DC}}$	Suppressor diode	PVC	GY	0.40	VA22-24.3-0,4-DA22-24.3-L/P01	8055758	8055759	8055760








* Standard cable-lengths for single-ended cordset: 2m, 5m, or 10m. For double-ended cordset: 1m, 2m, or 5m. Wire length for receptacles: 0.5m (0.2m for POWER). Other cable- and wire lengths are available upon request.

	Pins	Body		Cable			Item description	L / L2 = cable length		
		U[max]	Circuit	Material	Color	L1[m]		2m / 1m	5m / 2m	10m / 5m
	2+PE, PE bridged	24V _{AC/DC}	Suppressor diode	PUR	BK	0.15	VA22-24.3-0,15-DA22-24.3-WAS5.132/S370	8055761		
				PUR	BK	0.40	VA22-24.3-0,4-DA22-24.3-WAS5.132/S370	8055762		
				PVC	GY	0.15	VA22-24.3-0,15-DA22-24.3-WAS5.132/P00	8055763		
				PVC	GY	0.15	VA22-24.3-0,15-DA22-24.3-WAS5.132/P01	8055765		
				PVC	GY	0.40	VA22-24.3-0,4-DA22-24.3-WAS5.132/P00	8055764		
				PVC	GY	0.40	VA22-24.3-0,4-DA22-24.3-WAS5.132/P01	8055766		
	2+PE	230V _{AC/DC}	Varistor	PUR	BK		VB21-230.5-L/S370	8050762	8047810	8050763
				PVC	GY		VB21-230.5-L/P00	8050835	8049312	8050836
				PVC	GY		VB21-230.5-L/P01	8050883	8047828	8050884
				PUR	BK		VB21-230.0-L/S370	8050760	8047809	8050761
				PVC	GY		VB21-230.0-L/P00	8048842	8048843	8050834
				PVC	GY		VB21-230.0-L/P01	8050881	8047827	8050882
				PUR	BK		VB21-24.3-L/S370	8050758	8047808	8050759
				PVC	GY		VB21-24.3-L/P00	8048844	8048845	8050832
				PVC	GY		VB21-24.3-L/P01	8050879	8047826	8050880
				PUR	BK		VB21-24.1-L/S370	8049246	8047807	8050757
				PVC	GY		VB21-24.1-L/P00	8050829	8049311	8050830
				PVC	GY		VB21-24.1-L/P01	8050877	8047825	8050878
	2+PE	230V _{AC/DC}	Varistor	PUR	BK		VBI21-230.5-L/S370	8050767	8047814	8050768
				PVC	GY		VBI21-230.5-L/P00	8050859	8048821	8050860
				PVC	GY		VBI21-230.5-L/P01	8050906	8047832	8050907
				PUR	BK		VBI21-230.0-L/S370	8050766	8047813	8049931
				PVC	GY		VBI21-230.0-L/P00	8050857	8049314	8050858
				PVC	GY		VBI21-230.0-L/P01	8050904	8047831	8050905
				PUR	BK		VBI21-24.3-L/S370	8049884	8047812	8050765
				PVC	GY		VBI21-24.3-L/P00	8050855	8048820	8050856
				PVC	GY		VBI21-24.3-L/P01	8050901	8047830	8050902
				PUR	BK		VBI21-24.1-L/S370	8050764	8047811	8050539
				PVC	GY		VBI21-24.1-L/P00	8050838	8049313	8050538
				PVC	GY		VBI21-24.1-L/P01	8050899	8047829	8050900
	2+PE	230V _{AC/DC}	without	PUR	BK		VC21-230.0-L/S370	8050772	8047817	8050773
				PVC	GY		VC21-230.0-L/P00	8050846	8049317	8050848
				PVC	GY		VC21-230.0-L/P01	8050914	8047835	8050916


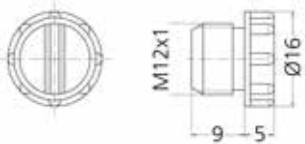
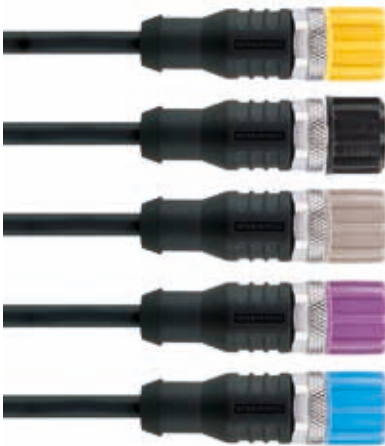
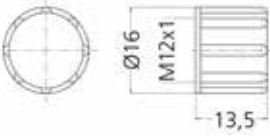



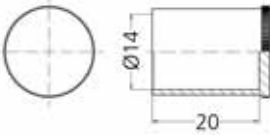

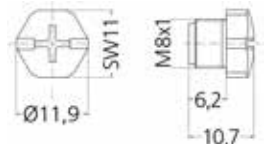
* Standard cable-lengths for single-ended cordset: 2m, 5m, or 10m. For double-ended cordset: 1m, 2m, or 5m. Wire length for receptacles: 0.5m (0.2m for POWER). Other cable- and wire lengths are available upon request.


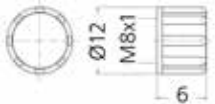



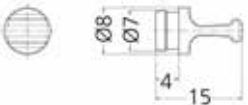

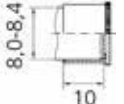

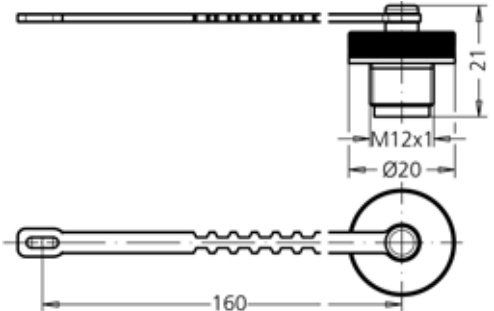

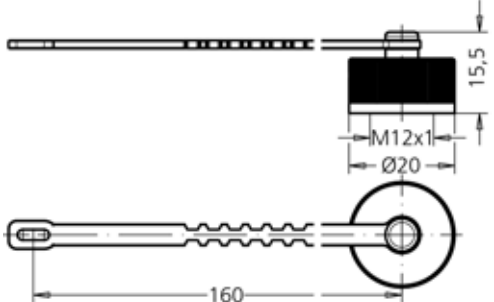
		Pins	Body		Cable			Item description	L / L2 = cable length		
			U[mm]	Circuit	Material	Color	L1[m]		2m / 1m	5m / 2m	10m / 5m
	Single-ended cordset female, Valve C, angled	2+PE, PE bridged	24V _{AC/DC}	without	PUR	BK	VC22-24.1-L/S370	8050769	8047815	8050770	
			24V _{AC/DC}	without	PVC	GY	VC22-24.1-L/P00	8050842	8049315	8050843	
			24V _{AC/DC}	without	PVC	GY	VC22-24.1-L/P01	8050909	8047833	8050910	
			24V _{AC/DC}	Z-diode	PUR	BK	VC22-24.4-L/S370	8049873	8047816	8050771	
			24V _{AC/DC}	Z-diode	PVC	GY	VC22-24.4-L/P00	8050844	8049316	8050845	
			24V _{AC/DC}	Z-diode	PVC	GY	VC22-24.4-L/P01	8050912	8047834	8050913	
	Single-ended cordset female, Valve CI, angled	2+PE	230V _{AC/DC}	without	PUR	BK	VCI21-230.0-L/S370	8050778	8047820	8050779	
			230V _{AC/DC}	without	PVC	GY	VCI21-230.0-L/P00	8050853	8049320	8050854	
			230V _{AC/DC}	without	PVC	GY	VCI21-230.0-L/P01	8050921	8047838	8050922	
		2+PE, PE bridged	24V _{AC/DC}	without	PUR	BK	VCI22-24.1-L/S370	8050774	8047818	8050775	
			24V _{AC/DC}	without	PVC	GY	VCI22-24.1-L/P00	8050849	8049318	8050850	
			24V _{AC/DC}	without	PVC	GY	VCI22-24.1-L/P01	8050917	8047836	8050918	
			24V _{AC/DC}	Z-diode	PUR	BK	VCI22-24.4-L/S370	8050776	8047819	8050777	
			24V _{AC/DC}	Z-diode	PVC	GY	VCI22-24.4-L/P00	8050851	8049319	8050852	
			24V _{AC/DC}	Z-diode	PVC	GY	VCI22-24.4-L/P01	8050919	8047837	8050920	
			 	Double-ended cordset female, Valve A, angled male, M12x1, straight	2+PE, PE bridged	24V _{AC/DC}	Suppressor diode	PUR	BK	VA22-24.3-L-AL-WAS5.002/S370	8052049
24V _{AC/DC}	Suppressor diode	PVC				GY	VA22-24.3-L-AL-WAS5.002/P00	8052209	8052225	8052226	
24V _{AC/DC}	Suppressor diode	PVC				GY	VA22-24.3-L-AL-WAS5.002/P01	8052260	8052261	8052262	
3+PE wire	24V _{DC}	without			PUR	BK	VA41-24.2-L-AL-WAS5/S370	8052051	8050785	8050786	
	24V _{DC}	without			PVC	GY	VA41-24.2-L-AL-WAS5/P00	8052230	8052231	8052232	
	24V _{DC}	without			PVC	GY	VA41-24.2-L-AL-WAS5/P01	8052266	8052267	8052268	
 	Double-ended cordset female, Valve A, angled male, M12x1, angled	2+PE, PE bridged	24V _{AC/DC}	Suppressor diode	PUR	BK	VA22-24.3-L-AL-WWAS5.002/S370	8052050	8050780	8050186	
			24V _{AC/DC}	Suppressor diode	PVC	GY	VA22-24.3-L-AL-WWAS5.002/P00	8052227	8052228	8052229	
			24V _{AC/DC}	Suppressor diode	PVC	GY	VA22-24.3-L-AL-WWAS5.002/P01	8052263	8052264	8052265	
		3+PE wire	24V _{DC}	without	PUR	BK	VA41-24.2-L-AL-WWAS5/S370	8052052	8050788	8050188	
			24V _{DC}	without	PVC	GY	VA41-24.2-L-AL-WWAS5/P00	8052233	8052234	8052235	
			24V _{DC}	without	PVC	GY	VA41-24.2-L-AL-WWAS5/P01	8052269	8052270	8052271	
 	Double-ended cordset female, Valve B, angled male, M12x1, straight	2+PE	24V _{AC/DC}	Suppressor diode	PUR	BK	VB21-24.3-L-AL-WAS5.002/S370	8052053	8050790	8050791	
			24V _{AC/DC}	Suppressor diode	PVC	GY	VB21-24.3-L-AL-WAS5.002/P00	8052236	8052237	8052238	
			24V _{AC/DC}	Suppressor diode	PVC	GY	VB21-24.3-L-AL-WAS5.002/P01	8052272	8052273	8052274	
 	Double-ended cordset female, Valve B, angled male, M12x1, angled	2+PE	24V _{AC/DC}	Suppressor diode	PUR	BK	VB21-24.3-L-AL-WWAS5.002/S370	8052054	8050797	8050189	
			24V _{AC/DC}	Suppressor diode	PVC	GY	VB21-24.3-L-AL-WWAS5.002/P00	8052239	8052240	8052241	
			24V _{AC/DC}	Suppressor diode	PVC	GY	VB21-24.3-L-AL-WWAS5.002/P01	8052275	8052276	8052277	


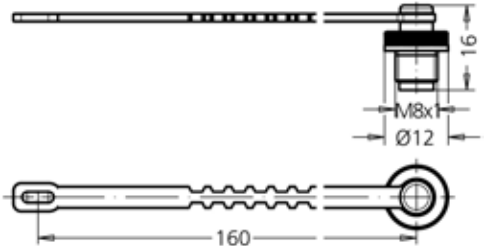

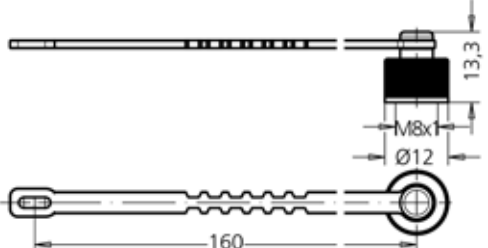

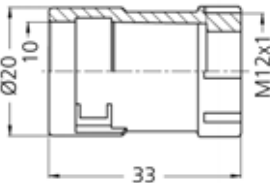


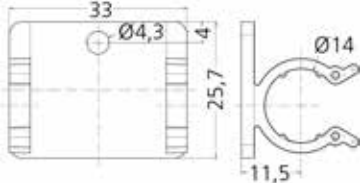

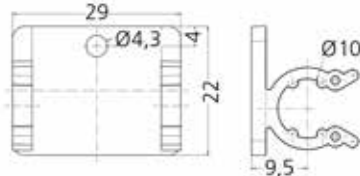
* Standard cable-lengths for single-ended cordset: 2m, 5m, or 10m. For double-ended cordset: 1m, 2m, or 5m. Wire length for receptacles: 0.5m (0.2m for POWER). Other cable- and wire lengths are available upon request.


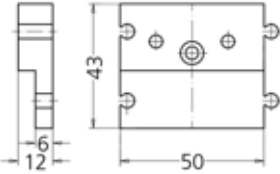

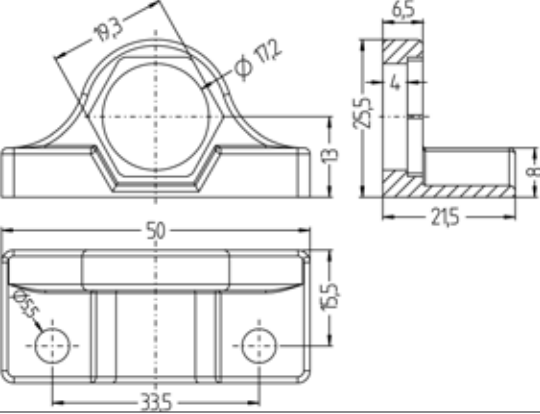

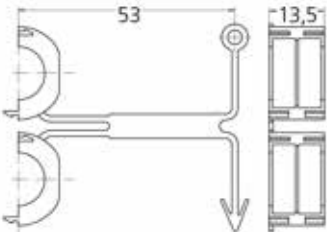

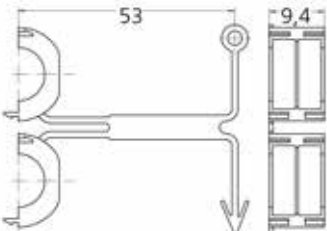
		Pins	Body		Cable			Item description	L / L2 = cable length					
			U[max]	Circuit	Material	Color	L1[m]		2m / 1m	5m / 2m	10m / 5m			
	Double-ended cordset female, Valve BI, angled male, M12x1, straight	2+PE	24V _{AC/DC}	Suppressor diode	PUR	BK	VBI21-24.3-L-AL-WAS5.002/S370	8049278	8050800	8050801				
			24V _{AC/DC}	Suppressor diode	PVC	GY					VBI21-24.3-L-AL-WAS5.002/P00	8052242	8052243	8052244
			24V _{AC/DC}	Suppressor diode	PVC	GY					VBI21-24.3-L-AL-WAS5.002/P01	8052278	8052279	8052280
	Double-ended cordset female, Valve BI, angled male, M12x1, angled	2+PE	24V _{AC/DC}	Suppressor diode	PUR	BK	VBI21-24.3-L-AL-WWAS5.002/S370	8049279	8050804	8050805				
			24V _{AC/DC}	Suppressor diode	PVC	GY					VBI21-24.3-L-AL-WWAS5.002/P00	8052245	8052246	8052247
			24V _{AC/DC}	Suppressor diode	PVC	GY					VBI21-24.3-L-AL-WWAS5.002/P01	8052281	8052282	8052283
	Double-ended cordset female, Valve C, angled male, M12x1, straight	2+PE, PE bridged	24V _{AC/DC}	Z-diode	PUR	BK	VC22-24.4-L-AL-WAS5.002/S370	8052055	8050807	8050190				
			24V _{AC/DC}	Z-diode	PVC	GY					VC22-24.4-L-AL-WAS5.002/P00	8052248	8052249	8052250
			24V _{AC/DC}	Z-diode	PVC	GY					VC22-24.4-L-AL-WAS5.002/P01	8052284	8052285	8052286
	Double-ended cordset female, Valve C, angled male, M12x1, angled	2+PE, PE bridged	24V _{AC/DC}	Z-diode	PUR	BK	VC22-24.4-L-AL-WWAS5.002/S370	8052056	8050813	8050191				
			24V _{AC/DC}	Z-diode	PVC	GY					VC22-24.4-L-AL-WWAS5.002/P00	8052251	8052252	8052253
			24V _{AC/DC}	Z-diode	PVC	GY					VC22-24.4-L-AL-WWAS5.002/P01	8052287	8052288	8052289
	Double-ended cordset female, Valve CI, angled male, M12x1, straight	2+PE, PE bridged	24V _{AC/DC}	Z-diode	PUR	BK	VCI22-24.4-L-AL-WAS5.002/S370	8052057	8050810	8050192				
			24V _{AC/DC}	Z-diode	PVC	GY					VCI22-24.4-L-AL-WAS5.002/P00	8052254	8052255	8052256
			24V _{AC/DC}	Z-diode	PVC	GY					VCI22-24.4-L-AL-WAS5.002/P01	8052290	8052291	8052292
	Double-ended cordset female, Valve CI, angled male, M12x1, angled	2+PE, PE bridged	24V _{AC/DC}	Z-diode	PUR	BK	VCI22-24.4-L-AL-WWAS5.002/S370	8052058	8050816	8050193				
			24V _{AC/DC}	Z-diode	PVC	GY					VCI22-24.4-L-AL-WWAS5.002/P00	8052257	8052258	8052259
			24V _{AC/DC}	Z-diode	PVC	GY					VCI22-24.4-L-AL-WWAS5.002/P01	8052293	8052294	8052296
	Adapter male, Valve A, angled Connecting plug M12x1, 5 poles	2+PE, PE bridged	24V _{AC/DC}	Suppressor diode			VA22-24.3-WAS5.002	8055768						
			24V _{AC/DC}	without			VA22-24.1-WAS5.002	8055767						
			24V _{DC}	without			VA41-24.2-WAS5	8055769						
			60V _{AC/DC}	without			VA22-60.0-WAS5.002	8055770						


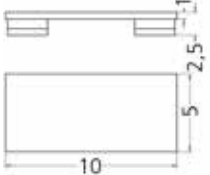



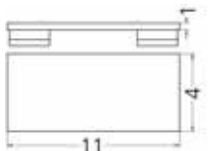

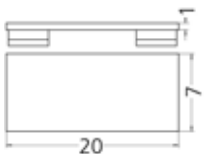

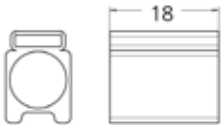

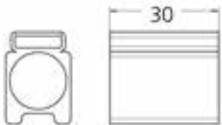

* Standard cable-lengths for single-ended cordset: 2m, 5m, or 10m. For double-ended cordset: 1m, 2m, or 5m. Wire length for receptacles: 0.5m (0.2m for POWER). Other cable- and wire lengths are available upon request.









				Packaging unit Item-No.				
				Material Color	1	10	100	500
		Safety-stopper cover for M12x1 female		BK, similar RAL9005	8000004		8081767	8081768
				VT, similar RAL4001	8041992		8081773	8081774
				BU, similar RAL5012	8041993		8081775	8081776
				GN, similar RAL6018	8059233		8081777	8081778
		Safety-cap cover for M12x1 male		YE, similar RAL1021	8000031		8081751	8081752
				BK, similar RAL9005	8036742		8081753	8081754
				GY, similar RAL7035	8041994		8081755	8081756
				VT, similar RAL4001	8041995		8081757	8081758
				BU, similar RAL5012	8041996		8081759	8081760
		Dustproof-cap cover for M12x1 male		transparent	8009778		8081749	8081750
		Dustproof-cap cover for M12x1 female/male		BK, similar RAL9005	8043617		8081763	8081764
		Safety-stopper cover for M8x1 female		BK, similar RAL9005	8015075		8081771	8081772



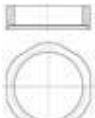



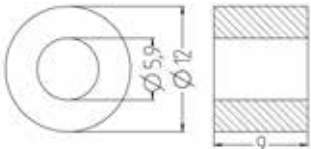
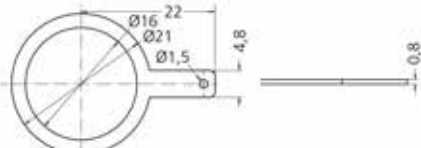
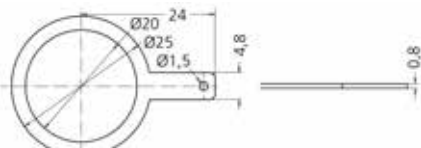
		Packaging unit Item-No.				
		Material Color	1	10	100	500
		Safety-cap cover for M8x1 male	BK, similar RAL9005	8041582	8081761	8081762
		Safety-cap cover for RJ45	Plastic transparent	8064715		
		Safety-stopper cover for Ø 8mm snap female	BK, similar RAL9005	8010971	8081769	8081770
		Safety-cap cover for Ø 8mm snap female/male	TPE YE, similar RAL1018	8067188	8081765	8081766
		Safety-stopper captiv cover for M12x1 female	BK, similar RAL9005	8048568		
		Safety-cap captiv cover for M12x1 male	BK, similar RAL9005	8048569		

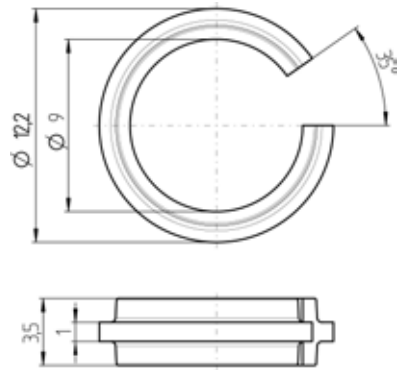
				Packaging unit Item-No.				
				Material Color	1	5	10	100
		Safety-stopper captiv cover for M8x1 female	BK, similar RAL9005	8048567				
		Safety-cap captiv cover for M8x1 male		8048566				
		Adapter piece M12x1	BK, similar RAL9005	8081747				
		Protective hose 50m	BK, similar RAL9005	8081621				
		Mounting-clip M12x1	POM	8047660				
		Mounting-set M12x1 Clips + screws M4x8	POM	8047664				
		Mounting-clip M8x1	POM	8047658				
		Mounting-set M8x1 Clips + screws M4x8	POM	8047663				

				Packaging unit Item-No.				
				Material Color	1	10	100	500
		Mounting-set S89 2x carrier plates + 4x screws M4x25 + 4x nuts M4		PA, BK	8036078			
		Wall bracket for Industrial Ethernet adapter For Item-No. 8065952, 8065950 and 8065951		Plastic	8065953			
		Safety-clip M12x1 against accidental disconnection under pressure		PA BK, similar RAL9005	8040501			
		Safety-clip M8x1 against accidental disconnection under pressure		PA BK, similar RAL9005	8040691			

				Packaging unit Item-No.				
				Material Color	1	10	100	500
		Labels for I/O-junctions M8x1					8011349	
		Labels for I/O-junctions M12x1		WH, similar RAL9002				8015002
		Labels for valve connectors AA,B,BI,C,CI		WH, similar RAL9002				8047109
		Labels for valve connectors A		WH, similar RAL9002				8047110
		Label-carrier Ø 3,5...6,0 mm		PVC				8000052
		Label-carrier Ø 6,0....10,0 mm		PVC				8000060
		Label-carrier Ø 3,5...6,0 mm		thermoplastical ESC (halogen-free)				8000091
		Label-carrier Ø 6,0...9,0 mm		thermoplastical ESC (halogen-free)				8000092
		Cable stripper for longitudinal cut of sheathing of PUR-coated cables.						8066217

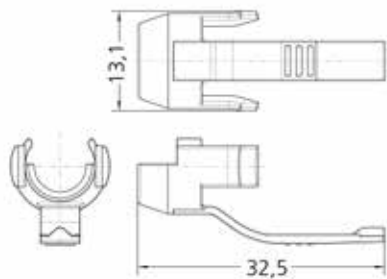
			Material Color	Packaging unit Item-No.			
				1	10	100	500
		Cable Stripping Tool for PUR halogen-free-, highly flexible TPE-U-, PUR-, PUR/PVC-, PVC, shielded and unshielded cables, multi-stranded. 4,40 – 7,00mm		8066215			
		Cable Stripping Tool for PUR halogen-free-, highly flexible TPE-U-, PUR-, PUR/PVC-, PVC, shielded and unshielded cables, multi-stranded. 3,20 – 4,40mm		8066216			
		Stainless-steel screw, for valve connectors type A, B, BI	V4A	8060907			
		Spare nut for M8x1 receptacles PFKS,PFS A/F10	Metal, CuZn, nickel-plated	8004923			
		Spare nut for M8x1 receptacles PFSF A/F10	Metal, CuZn, nickel-plated	8004971			
		Spare nut for M12x1 receptacles FSF A/F16	Metal, CuZn, nickel-plated	8004930			
		Spare nut for M12x1 receptacles FKD, FSD PG9 A/F17	Metal, CuZn, nickel-plated	8004874			
		Spare nut for M12x1 receptacles FKD, FSD M16 A/F17	Metal, CuZn, nickel-plated	8027491			

				Packaging unit Item-No.				
				Material Color	1	10	100	500
			Spare nut for M12x1 receptacles PG9 A/F18	Metal, CuZn, nickel-plated	8004913			
			Spare nut for M12x1 receptacles M16x1,5 A/F19	Metal, CuZn, nickel-plated	8029359			
			Spare nut for M12x1 receptacles FKD, FSD, M20 A/F22	Metal, CuZn, nickel-plated	8027492			
			Spare nut for M12x1 receptacles M20x1,5 A/F24	Metal, CuZn, nickel-plated	8029360			
			Sealing for field-wireable connectors, M12x1	BK, similar RAL9005	8061922			
			M16x1.5 Solder tags for grounding of receptacle housings	Metal, CuZn, nickel-plated	8036043			
			M20x1.5 Solder tags for grounding of receptacle housings	Metal, CuZn, nickel-plated	8036044			




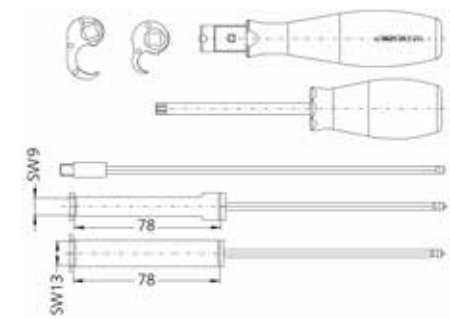
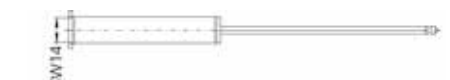
Marking rings Ø 9mm | for color-coded cables and connectors (M12x1, M12x1 shielded, RJ45, overmolded Receptacle connector with cable: FKFD5Y, M8x1 shielded)

Material Color	Packaging unit Item-No.			
	1	10	100	500
POM WH, similar RAL9002			8063523	
POM RD, similar RAL3020			8063524	
POM BU, similar RAL5012			8063525	
POM YE, similar RAL1018			8063526	
POM GN, similar RAL6018			8063527	
POM BK, similar RAL9004			8063528	
POM OG, similar RAL2008			8063529	
POM VT, similar RAL4006			8063530	
POM GY, similar RAL7035			8063531	
POM PK, similar RAL4003			8063532	
POM similar RAL1002			8063533	



Unlocking clip for RJ45

Material Color	Packaging unit Item-No.			
	1	10	100	500
POM RD, similar RAL3020		8071939		
POM OG, similar RAL2008		8071944		
POM YE, similar RAL1018		8071941		
POM similar RAL1002		8071948		
POM GN, similar RAL6018		8071942		
POM BU, similar RAL5012		8071940		
POM VT, similar RAL4006		8071945		
POM PK, similar RAL4003		8071947		
POM GY, similar RAL7035		8071946		
POM WH, similar RAL9002		8071938		
POM BK, similar RAL9004		8071943		

			Packaging unit Item-No.				
			Material Color	1	10	100	500
		<p>Torque-wrench-set in wallet fully fitted for M8x1, M12x1 (knurl, hexagon-nut)</p>		8055431			
		<p>Adapter A/F14 for Food & Beverage hygienic M12x1 (single)</p>		8063392			




P00	P01® P01BK®	S370® S370GY®	S7400® robotic	S400® easystrip	S3930	S2430		
PVC	PVC	PUR, halogen-free	PUR, halogen-free	PUR, halogen-free	TPE, halogen-free	PTFE(5Y)		Jacket
PVC	PVC	PP, halogen-free	PP, halogen-free	PP, halogen-free	TPE, halogen-free	PTFE(5Y)		Insulation
RAL 7040	RAL 7040 RAL 9005	RAL 9005 RAL 7040	RAL 2003	RAL 9005	RAL 7035	RAL 9003		Color outer-jacket (similar)
★★★★	★★★★	★★★★	★★★★	★★★★	★	★		Machinery-, equipment manufacturing
★★	★★	★★★★	★★★★	★★★★	★★★★	★★		Automotive industry
★	★	★★★★	★★★★	★★★★	★★★★	★★		Robotics
★★★★	★★★★	★	★	★	★★★★	★★		Food and beverage industry
★★★★	★★★★	★	★	★	★★★★	★★		Packaging and filling systems
★★	★★	★★	★★	★★	★★	★★		Building installations
★★	★★	★★★★	★★★★	★★★★	★★	★★★★		Wind power plants
★★★★	★★★★	★★★★	★★★★	★★★★	★★★★	★★★★		Flame retardant
★★	★★	★★★★	★★★★	★★★★	★★	★★★★		Oil resistance
★	★	★★★★	★★★★	★★★★	★	★★		Weldfield immunity
★	★	★★★★	★★★★	★★★★	★★	★★		Drag-chain capability
		★★★	★★★★	★★★★				Torsion capability
★	★	★	★	★	★★	★★★★		Acids- and alkali resistance
★★	★★	★★	★★	★★	★★★★	★★★★		Seawater-resistant
★	★	★★★★	★★★★	★★★★	★★	★★★★		Ozone- and UV-resistance
★★	★★	★★	★★	★★	★★★★	★★★★		Hydrolysis strength
★★	★★	★★	★★	★★	★★★★	★★★★		Microbes strength
≤300V	≤300V	≤300V	≤300V	≤300V	≤250V _{AC}	≤250V		Rated voltage
10x∅	10x∅	10x∅	10x∅	10x∅	10x∅	10x∅		Bending strength (repeated)
5x∅	5x∅	5x∅	5x∅	5x∅	5x∅	5x∅		Bending strength (single)
0°C...+80°C	0°C...+80°C	-30°C...+90°C	-30°C...+90°C	-30°C...+90°C	-25°C...+105°C	n/s		Temperature range (repeated)
-25°C...+80°C	-25°C...+80°C	-40°C...+90°C	-40°C...+90°C	-40°C...+90°C	-40°C...+105°C	-190°C...+260°C		Temperature range (single)
optional	optional	optional	no	no	optional	optional		Shielding
✓	✓	✓	✓	✓	✓	✓		ROHS
	✓	✓	✓	✓				UL and/or CSA
✓	✓	✓	✓	✓	✓	✓		GOST
✓					✓			ECOLAB
AL BL FB V	AL BL V	AL BL V	AL BL	AL BL	FB	HT		ESCHA Product line



Cable qualities




	S5015® S5025®	Cat5e S2171®	Cat5 S3400®	Cat7 S3500®	S4030®(Cat7) S4031®(Cat6)	Cat5e S3800®	S1800®	S2800®
Materials	PUR, halogen-free	outside PUR11Y, inside FRNC	PUR, F45052-F5100	PUR11Y	PUR	outside PUR11Y, inside FRNC	PUR	PUR
	PP, halogen-free	PE2Y, halogen-free	PP	PE02Y, foamed	Foam-Skin Polyolefin	PE2Y, halogen-free	PE, foamed	Signal: PE, Power: PP
	RAL9005	RAL6018	RAL6018	RAL6018	RAL6018	RAL3020	RAL4001	RAL9005
Applications	★★★★	★★	★	★	★★	★	★★	★★
	★★★★	★★★★	★★★★★	★★★★	★★★★	★★★★	★★★★	★★★★
	★★★★	★★	★★	★★	★★★	★★	★★	★★
	★	★	★	★	★	★	★	★
	★	★	★	★	★	★	★	★
	★★	★★★★	★★★★	★★★★	★★	★★★★	★★★★	★★★★
	★★★★	★★★★	★★★★	★★★★	★★★★	★★★★	★★★★	★★★★
Resistance	★★★★	★★★★	★★	★★★★	★★★★	★★★★	★★★★	★★★★
	★★★★	★★★★	★★★★	★★★★	★★★★	★★★★	★★	★★
	★★★★	★	★	★	★	★	★	★
	★★★★	★★★★	★★★★		★ (S4030) ★★★★★ (S4031)	★★★★	★★	★
	★	★	★	★	★★★★ (S4030) ★ (S4031)	★	★	★
	★★							
	★★	★★	★★	★★	★★	★★	★★	★★
	★★★★	★★	★★	★★	★★	★★	★★	★★★★
	★★	★★	★★	★★	★★	★★	★★	★★
	★★	★★	★★	★★	★★	★★	★★	★★
Features	VDE U ₀ /U: 600V/1.000V	600V (UL rating)	30V (UL rating)	30V (UL rating)	125V 100V	600V (UL rating)	300V	≤300V
	7,5xØ 10xØ	8xØ	7,5xØ	10xØ	15xØ 7,5xØ	8xØ	10xØ	10xØ
	4 xØ	4xØ	4xØ	5xØ	8xØ 4xØ	4xØ	5xØ	5xØ
	-40°C...+90°C	-30°C...+70°C	-40°C...+80°C	-40°C...+80°C	-30°C...+70°C	-40°C...+80°C	-25°C...+80°C	-25°C...+80°C
	-50°C...+90°C	-40°C...+75°C	-40°C...+80°C	-20°C...+60°C	-40°C...+80°C	-40°C...+80°C	-50°C...+80°C	-50°C...+80°C
	no	yes	yes	yes	yes	yes	yes	yes
Certifications	✓	✓	✓	✓	✓	✓	✓	✓
	✓	✓	✓	✓	✓	✓	✓	✓
	✓	✓	✓	✓	✓	✓	✓	✓
	POWER	IE Profinet	IE EtherCat	Industrial Ethernet	Industrial Ethernet	IE Sercos®	Profibus	CANopen/DeviceNet

	Wire	Wire color	Conductor structure	ø [mm]	Item description	L=100m
	3	BN, BU, BK	32 x 0.10 mm	4,60	LiF9Y11YFHF 3x0,25 mm ²	8058484
	4	BN, WH, BU, BK	32 x 0.10 mm	4,80	LiF9YH-11YH 4x0,25 (32x0,10)	8069722
	3	BN, BU, BK	42 x 0.10 mm	4,80	LiF9Y11YFHF 3x0,34 mm ²	8058485
	4	BN, WH, BU, BK	42 x 0.10 mm	5,20	LiF9Y11YFHF 4x0,34 mm ²	8057309
	4+PE	BN, WH, BU, BK, GN/YE	42 x 0.10 mm	5,60	LiF9Y11YFHF 4x0,34+1x0,34 mm ²	8058487
	3	BN, BU, BK	42 x 0.10 mm	4,00	LiF9YH-11YH 3x0,25	8058490
	4	BN, WH, BU, BK	42 x 0.10 mm	4,30	LiF9YH-11YH 4x0,25	8058491
	5	BN, WH, BU, BK, GY	14 x 0.15 mm	4,50	LiF9YH-11YH 5x0,25	8058492
	3	BN, BU, BK	42 x 0.10 mm	4,30	LiF9YH-11YH 3x0,34	8046603
	4	BN, WH, BU, BK	42 x 0.10 mm	4,70	LiF9YH-11YH 4x0,34	8045519
	4+PE	BN, WH, BU, BK, GN/YE	42 x 0.10 mm	5,20	LiF9YH-11YH 4x0,34+1x0,34	8048725
	5	BN, WH, BU, BK, GY	42 x 0.10 mm	5,20	LiF9YH-11YH 5x0,34	8047757
	8	WH, BN, GN, YE, GY, PK, BU, RD	32 x 0.10 mm	5,90	LiF9YH11YH 8x0,25	8055605
	12	BN, BU, WH, GN, PK, YE, BK, GY, RD, VT, GY/PK, RD/BU	18 x 0.10 mm	5,60	LiFYY 12 x 0,14 mm ²	8055606
	3	BN, BU, BK	42 x 0.10 mm	4,00	LiF9YH-11YH 3x0,25	8058493
	4	BN, WH, BU, BK	32 x 0.10 mm	4,30	LiF9YH-11YH 4x0,25 (32x0,10)	8079702
	3	BN, BU, BK	42 x 0.10 mm	4,30	LiF9YH-11YH 3x0,34	8058494
	4	BN, WH, BU, BK	42 x 0.10 mm	4,70	LiF9YH-11YH 4x0,34	8058495
	4+PE	BN, WH, BU, BK, GN/YE	42 x 0.10 mm	5,20	LiF9YH-11YH 4x0,34+1x0,34	8058496
	3	BN, BU, BK	42 x 0.10 mm	4,80	LiF9YC11YFHF 3x0,34	8058488
	4	BN, WH, BU, BK	42 x 0.10 mm	5,10	LiF9YC11YFHF 4x0,34	8047431
	5	BN, WH, BU, BK, GY	42 x 0.10 mm	5,60	LiF9YC11YFHF 5x0,34	8046513
	8	WH, BN, GN, YE, GY, PK, BU, RD	32 x 0.10 mm	6,30	LiF9YHC11YH 8x0,25	8048963
	12	BN, BU, WH, GN, PK, YE, BK, GY, RD, VT, GY/PK, RD/BU	18 x 0.10 mm	6,00	Li9YHC11YH 12x0,14	8058489
	3	BN, BU, BK	14 x 0.15 mm	4,00	LiYY-OB 3x0,25 (14x0,15)	8058513
	4	BN, WH, BU, BK	14 x 0.15 mm	4,20	LiYY-OB 4x0,25 (14x0,15)	8056855
	5	BN, WH, BU, BK, GY	14 x 0.15 mm	4,50	LiYY-OB 5x0,25 (14x0,15)	8058514
	3	BN, BU, BK	19 x 0.15 mm	4,20	LiYY-OB 3x0,34 (19x0,15)	8058515
	4	BN, WH, BU, BK	19 x 0.15 mm	4,50	LiYY-OB 4x0,34 (19x0,15)	8057030
	4+PE	BN, WH, BU, BK, GN/YE	19 x 0.15 mm	4,90	LiYY-JB 4x0,34+1x0,34 (19x0,15)	8058516
	5	BN, WH, BU, BK, GY	19 x 0.15 mm	4,90	LiYY-OB 5x0,34 (19x0,15)	8058517
	8	WH, BN, GN, YE, GY, PK, BU, RD	14 x 0.15 mm	5,70	LiYY-OB 8x0,25 (14x0,15)	8058519
	12	BN, BU, WH, GN, PK, YE, BK, GY, RD, VT, GY/PK, RD/BU	18 x 0.10 mm	6,10	LiYY-OB 12x0,14 (18x0,10)	8058520

	Wire	Wire color	Conductor structure	ø [mm]	Item description	L=100m
 PVC, Control line, shielded, P00	3	BN, BU, BK	14 x 0.15 mm	4,60	LiYCY-OB 3x0,25 (14x0,15)	8058497
	4	BN, WH, BU, BK	14 x 0.15 mm	4,90	LiYCY-OB 4x0,25 (14x0,15)	8058498
	5	BN, WH, BU, BK, GY	14 x 0.15 mm	5,30	LiYCY-OB 5x0,25 (14x0,15)	8058504
	3	BN, BU, BK	19 x 0.15 mm	4,80	LiYCY-OB 3x0,34 (19x0,15)	8058502
	4	BN, WH, BU, BK	19 x 0.15 mm	5,10	LiYCY-OB 4x0,34 (19x0,15)	8058503
	5	BN, WH, BU, BK, GY	19 x 0.15 mm	5,50	LiYCY-OB 5x0,34 (19x0,15)	8058504
	8	WH, BN, GN, YE, GY, PK, BU, RD	14 x 0.15 mm	6,70	LiYCY-OB 8x0,25 (14x0,15)	8042487
	12	BN, BU, WH, GN, PK, YE, BK, GY, RD, VT, GY/PK, RD/BU	18 x 0.10 mm	6,60	LiYCY-OB 12x0,14 (18x0,10)	8058505
 PVC, Control line, P01	3	BN, BU, BK	14 x 0.15 mm	4,30	LiYY-OB 3x 0,25	8058521
	4	BN, WH, BU, BK	14 x 0.15 mm	4,70	LiYY-OB 4x0,25	8058522
	3	BN, BU, BK	19 x 0.15 mm	4,60	LiYY-OB 3x0,34mm ²	8058523
	4	BN, WH, BU, BK	19 x 0.15 mm	4,90	LiYY-OB 4x0,34mm ²	8058524
	4+PE	BN, WH, BU, BK, GN/YE	19 x 0.15 mm	5,30	LiYY-JB 4x0,34+1x0,34mm ²	8058525
	5	BN, WH, BU, BK, GY	19 x 0.15 mm	5,30	LiYY-OB 5x0,34mm ²	8058526
	8	WH, BN, GN, YE, GY, PK, BU, RD	14 x 0.15 mm	6,20	LiYY-OB 8x0,25	8058527
	12	BN, BU, WH, GN, PK, YE, BK, GY, RD, VT, GY/PK, RD/BU	18 x 0.10 mm	6,10	LiYY-OB 12x0,14	8058528
 PVC, Control line, shielded, P01	3	BN, BU, BK	14 x 0.15 mm	4,80	LiYCY-OB 3x0,25	8058506
	4	BN, WH, BU, BK	14 x 0.15 mm	5,10	LiYCY-OB 4x0,25	8058507
	3	BN, BU, BK	19 x 0.15 mm	5,00	LiYCY-OB 3x0,34	8058508
	4	BN, WH, BU, BK	19 x 0.15 mm	5,30	LiYCY-OB 4x0,34	8058509
	5	BN, WH, BU, BK, GY	19 x 0.15 mm	5,90	LiYCY-OB 5x0,34	8058510
	8	WH, BN, GN, YE, GY, PK, BU, RD	14 x 0.15 mm	6,70	LiYCY-OB 8x0,25	8058511
	12	BN, BU, WH, GN, PK, YE, BK, GY, RD, VT, GY/PK, RD/BU	18 x 0.10 mm	6,60	LiYCY-OB 12x0,14	8058512
	 PVC, Control line, P01BK	3	BN, BU, BK	14 x 0.15 mm	4,30	LiYY-OB 3x0,25
4		BN, WH, BU, BK	14 x 0.15 mm	4,70	LiYY-OB 4x0,25	8082411
3		BN, BU, BK	19 x 0.15 mm	4,60	LiYY-OB 3x0,34	8082412
4		BN, WH, BU, BK	19 x 0.15 mm	4,90	LiYY-OB 4x0,34	8082413
4+PE		BN, WH, BU, BK, GN/YE	19 x 0.15 mm	5,30	LiYY-JB 4x0,34+1x0,34mm ²	8082414

	Wire	Wire color	Conductor structure	ø [mm]	Item description	L=100m
	3	BN, BU, BK	32 x 0.10 mm	4,15	LiF9YH-11YH 3x0,25	8073161
	3	BN, BU, BK	42 x 0.10 mm	4,30	LiF9YH-11YH 3x0,34	8073032
	4	BN, WH, BU, BK	42 x 0.10 mm	4,40	LiF9YH-11YH 4x0,25	8073162
	4	BN, WH, BU, BK	42 x 0.10 mm	4,70	LiF9YH-11YH 4x0,34	8073033
	5	BN, WH, BU, BK, GY	32 x 0.10 mm	4,80	LiF9YH-11YH 5x0,25	8073163
	5	BN, WH, BU, BK, GY	42 x 0.10 mm	5,20	LiF9YH-11YH 5x0,34	8073164
	5	BN, WH, BU, BK, GN/YE	42 x 0.10 mm	5,20	LiF9YH-11YH 4x0,34+1x0,34	8073165
	8	WH, BN, GN, YE, GY, PK, BU, RD	32 x 0.10 mm	6,00	LiF9YH-11YH 8x0,25	8073166
	12	BN, BU, WH, GN, PK, YE, BK, GY, RD, VT, GY/PK, RD/BU	18 x 0.10 mm	5,60	LiF9YH-11YH 12x0,14	8073167
	4	BN, WH, BU, BK	42 x 0.10 mm	4,60	SU (4 Li12Y 0,34) 14Y Sarlink 3139D	8058694
	5	BN, WH, BU, BK, GY	7 x 0.254 mm	3,80	Li5Y5Y-OB 5xAWG22	8037921
	4	YE, OG, WH, BU	7 x 0.25 mm	6,50	2YH(ST)C 11Y2x2xAWG22	8036284
	8	WH/BU,BU ; WH/OG,OG ; WH/GN,GN ; WH/BN,BN	7 x 0.20 mm	9,40	ETHERLINE TORSION Cat. 7 (2170481)	8064607
	8	WH/BU,BU ; WH/OG,OG ; WH/GN,GN ; WH/BN,BN	7 x 0.20 mm	7,80	Etherline FD P CAT.6 4x2xAWG26/19 2170488	8064606
	4	BU, OG, WH/BU, WH/OG	19 x 0.10 mm	4,80	Li9YC(ST)11Y 1x4xAWG26 GN, UL-Style 20963	8055896
	8	WH/OG,OG ; WH/GN,GN ; WH/BN,BN ; WH/BU,BU	7 x 0.16 mm	6,40	Li02YSC 11Y 4x2x0,14 PIMF FRNC Cat. 7	8053361
	4	OG, WH, BU, YE	7 x 0.254 mm	6,50	2YH(ST)C 11Y 1x4xAWG22	8055782
	2	RD, GN	19 x 0.15 mm	7,60	Li02YS-STCB11Y 1x2x0,34	8043857
	4	WH, BU, RD, BK	19 x 0.13mm (0.25mm ²), 19 x 0.15mm (0.34mm ²)	6,70	LIV02YS(ST)-CB11Y (2x0,25)+(2x0,34)	8047939
	2+PE	BN, BU, GN/YE	extra finely stranded class 6	8,50	LiF9YH-11YH 3G1,5	8064082
	4	BN, WH, BU, BK	extra finely stranded class 6	9,60	LiF9YH-11YH 4x1,5	8064083
	3+PE	GY, BK, BN, GN/YE	extra finely stranded class 6	9,60	LiF9YH-11YH 4G1,5	8070663
	4+PE	BU, GY, BN, BK, GN/YE	extra finely stranded class 6	9,90	PUR/PP A 5G1,5	8083056

100m cable

	Wire	Wire color	Conductor structure	ø [mm]	Item description	L=100m
 PUR, Control line, POWER, S5025, 2,5 mm ²	4	BN, WH, BU, BK	extra finely stranded class 6	11,00	LIF9YH-11YH 4x2,5	8064084
	4+PE	BU, GY, BN, BK, GN/YE	extra finely stranded class 6	11,70	PUR/PP A 5G2,5	8083057

TECHNICAL INFORMATION

Comprehensive Information on Connectors

The respective requirements of machinery specifications are binding for the user with connector applications. The relevant standards and specifications according to which our products are made and tested are explained in the following.

DINVDE0627; 2012-03 | Connectors and Connecting Devices

The standard is valid for connectors and connecting devices with rated voltages up to 1000V ~ or 1500V – and rated currents up to 125A per contact intended for connecting assemblies or components in or on machinery or measuring-, instrumentation- or control circuits considering safety aspects. It is also valid for connectors and connecting devices on household appliances as well as information-processing units.

IEC 60664-1; 2008-01 | Coordination of Isolation

This international standard, which complies with the German standard DINVDE0110-1, April 97 edition, is a basic safety standard for achieving the coordination of isolation. It contains the required data to determine air distances, creep distances and solid insulations for electrical devices (e.g. connectors). This is realised considering the micro-ambient conditions and other loads they are exposed to in the course of the expected service life. Processes for the voltage test related to the coordination of isolation are included.

IEC60512; May1994 | Measuring- and Testing-Process

This international standard corresponds to the European standard DINEN60512 and has replaced the previous German standard DIN41640. It determines the measuring- and testing-processes for electromechanical components (e.g. connectors). The standard is very comprehensive and consists of 9 sections in total in which all electrical, mechanical and climatic tests are described. In addition, the standard contains tests on soldering ability, density, shielding and cable pull-out support.

IEC60529; 2009-09 | Degrees of Protection by Housing (IP-Code)

This international standard corresponds to the European standard DIN EN 60529 and complies with the German standard DINVDE0470-1, November 92 edition. It determines the designation, requirements and tests for the classification of protection degrees by housings for electrical devices (e.g. connectors). Thereby, protection against access to dangerous parts, protection against solid foreign bodies and protection against water are evaluated. The degree of protection is designated by an IP-Code.

IEC60068-1; March1995, Environmental Tests

This international standard which complies with the European standard DINEN60068-1, contains basic determinations on environmental tests and degree of test-precision. This testing process serves to trace the resistivity of components to expected environmental influences under operating conditions. Typical tests are: coldness, dry and humid heat, shock, vibration, temperature fluctuation and others.

Changes in design are subject to further notice for reasons of quality improvements, refinement or production optimisation. The technical data stated in the catalogue refer to connectors, i.e. components which must not be plugged or unplugged under voltage. In order to secure the correct use of the products, the technical data are listed. It is possible to select the right products using these data. The products are described as well, however the properties are not assured. All ESCHA connectors have been developed and designed for applications in plant-, control and electric device version. It is up to the user to verify the possibility of using the connectors in other application areas as well. Data on properties and sealing refer to torques of 1.0Nm for M12x1-round connectors or 0.6Nm for M8x1-round connectors. All data concerning the IP-degrees of protection are only guaranteed for the connections of ESCHA components.

Supplementary Technical Data

Characteristic	Standard 1)	Note
Protection class housing	IEC 60529	Data in plugged condition
Mechanical life cycle	IEC 60512-5/9a	Test is done without electrical load
Rated voltage	IEC 60664-1	The stated value is defined in connection with degree of pollution and overvoltage category
Degree of pollution	IEC 60664-1	
Current load	IEC 60512-3/5b	
Contact resistance	IEC 60512-2/2a	Contact resistance contact-pin/contact-bush in plugged condition throughout a defined range
Insulation resistance	IEC 60512-2/3a	Insulation between two conducting parts (dependent on material)

¹⁾The technical data represent initial values which can change depending on load. The housings have to be included in the device protective-measures when mounting electrically conductive receptacle housings. The cables to be connected should be insulated in such a way that the distances to electrically conductive parts are not reduced. When soldering the cables, care must be taken that none of the single wires is projecting which can cause short circuits.

	Digit 1	Digit 2
0	Unprotected	Unprotected
1	Protected against access to dangerous parts by hand pressure. Protected against solid foreign bodies Ø50mm.	Protected against dripping water
2	Protected against access to dangerous parts by fingers. Protected against solid foreign bodies Ø12.5mm.	Protected against dripping water when housing is inclined up to 15°
3	Protected against access to dangerous parts by a tool. Protected solid foreign bodies Ø2.5mm.	Protected against spraying water
4	Protected against access to dangerous parts by a wire. Protected against solid foreign bodies Ø1mm.	Protected against sprinkling water
5	Protected against access to dangerous parts by a wire. Protected against dust.	Protected against water-jet
6	Protected against access to dangerous parts by wire. Protected against dust.	Protected against a strong water-jet
7		Protected against effects due to temporary immersion in water
8		Protected against effects due to permanent immersion in water. (Conditions to be agreed upon between manufacturer and user. However, conditions must be more difficult than with IP_7)
9		Protected against water by high-pressure steam-jet cleaning

Degrees of Protection | IP: International Protection

For reasons of safety, connectors must be protected against environmental influences, e.g. dust, foreign bodies, touch, humidity and water. In case of industrial connectors, this protection must be provided for by the housing and its locking as well as the insulation on cable outlet.

The degrees of protection are indicated by an abbreviation consisting of two constant characteristic letters IP (International Protection) and two following digits for the protection degree. The first digit indicates the protection degree against touch and foreign bodies. The second digit indicates the protection against damaging ingress of water. All data are only valid in locked condition. Awarding degrees of protection is subject to a standardised testing procedure.

Rated voltage

Specifies the maximum electrical voltage during standard operation. Operating properties of round connectors are related to rated voltage.

Insulation resistance

The insulating capacity of a material is defined as separating adjacent contacts or a contact against ground at a high-impedance as possible according to IEC 60512-2, 3a and DIN EN 60512-2.

Current load

According to DIN ISO 60512-3, the current load of a round connector defines the maximum permissible current permanently and concurrently flowing through all contacts at an ambient temperature of 40°C. The total current-related self-heating and ambient temperature must not exceed the maximum limit temperature of a round connector – defined by the thermal properties of the materials used. The so called derating-curve illustrates the relation between the current load of a round connector and its ambient temperature. In practice, possibly higher currents per contact are permissible as not all contacts are permanently energized at a maximum rate. Exact values are to be individually determined by testing.

Isolation coordination (air- and creepage distance)

For electrical equipment in low-voltage installations (<1kV), DINEN60664 (DINVDE0110) describes the process of measuring the isolating air- and creepage distance. It defines minimum air distances (minimum distances between voltage carrying parts in the air) and minimum creepage distances (minimum distance between voltage carrying parts along an isolating surface) to avoid an electrical flashover. Minimum creepage distances depend on isolating material and degree of pollution.

Degree of pollution

The degree of pollution (1-4) defines the quantity of pollution (solid, liquid or gaseous impurities), at which the dielectric strength and/or surface resistance are reduced. For industrial applications, a degree of pollution 3 is typical: conductive or dry, non-conductive pollution occurs. The latter can become conductive through the expected thawing.

Mechanical life cycle

Defines the number of mating cycles (a mechanical connect- and disconnect process of a round connector), during which no abrasion of contact surfaces occurs and thus increasing contact resistance.

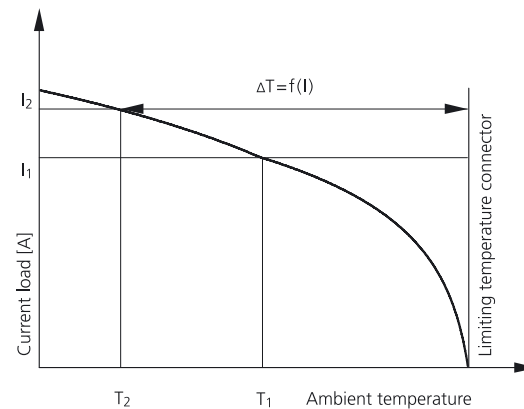


Fig 1. Derating-curve

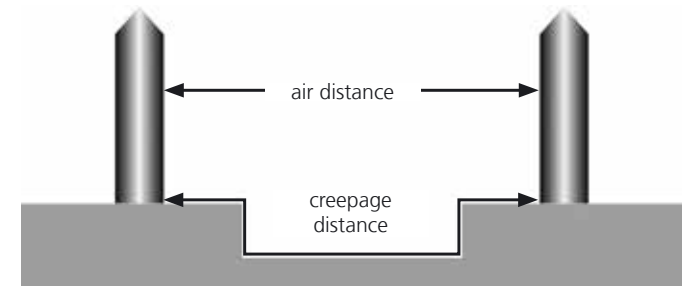


Fig 2. Isolation coordination

AWG	Wire structure [mm]	Wire diameter [mm]	Wire cross-section [mm ²]
30	1 x 0.25 7 x 0.10	0.25 0.36	0.05 0.06
28	1 x 0.32 7 x 0.13	0.32 0.38	0.08 0.09
26	1 x 0.4 7 x 1.16 19 x 0.10	0.40 0.48 0.51	0.13 0.14 0.15
24	1 x 0.51 17 x 0.20 19 x 0.13	0.51 0.61 0.64	0.21 0.22 0.25
22	1 x 0.64 7 x 0.25 19 x 0.16	0.64 0.76 0.81	0.33 0.34 0.38
20	1 x 0.81 7 x 0.32 19 x 0.20	0.81 0.97 1.02	0.52 0.56 0.60
18	1 x 1.02 19 x 0.25	1.02 1.27	0.82 0.93
16	19 x 0.29	1.44	1.25
14	19 x 0.36	1.80	1.93
12	19 x 0.46	2.29	3.16
10	37 x 0.40	3.10	4.65

Conversion of American Wire Gauge, AWG in mm²

In some industrial areas, the American Wire Gauge is also used for cables. The following table serves the conversion from AWG in mm². It should be taken into consideration that wires with the same AWG-number but different structures show slightly different cross sections.

Pg	Metric thread	max.Wrench width [mm]	max.Corner length [mm]
Pg7	M10x1.5 M12x1.5	16	18
Pg9 Pg11	M16x1.5	21	23
Pg13.5	M20x1.5	25	28

Overview Pg-thread vs. metric thread (wrench width for cable screwing according to EN50262)

The interim period for DIN46320 "screwing for cables and conducting lines with Pg-thread" expired on 31 December 1999. Since then, screwing for cables and conducting lines had to comply with the national standard 46319 before this was replaced by EN50262 on 1 March 2001.

CERTIFICATIONS

UL (Underwriter Laboratories Inc.)

The certification of products, components or materials by the Underwriter Laboratories Inc. is the verified proof that it meets the specific safety requirements. UL-approvals are, above all, required for the American and Canadian market.

For relevant ESCHA products, component approvals (UL Recognized Component) apply, qualifying them as UL-approved components for installation into UL-approved systems. This component approval also holds for relevantly used cable qualities. Single cable qualities (see Standard Cable qualities table) carry the UL-Listing-certification mark (device approval), which guarantees compliance with the valid UL-safety standards.

ECOLAB

ECOLAB supplies special detergents and disinfectants for the food processing industry. In the past, the company has offered ECOLAB-resistance tests to component manufacturers. Meanwhile, component suppliers have been provided with detergents for field tests. ESCHA is currently carrying out similar tests according to ECOLAB specifications in its own test lab.





Shielding | ESCHA two-component overmould shielding
(ESCHA 2SSK)

FDA

The Food and Drug Administration (FDA) is a state-controlled, US-American agency in charge of food control and drugs approvals. It defines materials for food production that cause no interactions in the processing procedure. ESCHA exclusively uses FDA-approved materials for its Hygienic Design product line.

Guideline 2011/65/EU (RoHS - Restriction of [the use of certain] Hazardous Substances)

The EU-guideline restricting the use of certain hazardous substances in electrical- and electronic devices does not allow hazardous substances in devices and components above defined limits. Lead, cadmium, mercury, hexavalent chromium, polybrominated biphenyls (PBB), and polybrominated diphenyl (PBDE) are among the hazardous substances. For ESCHA products, this means lead-free soldering and no use of flame retardants in plastics and cables.

Guideline SJ/T 11364-2014 (China RoHS Standard)

For ESCHA items, compliance with the guidelines is established with EUP-Label (Environmentally friendly Use Period). Permissible residues of hazardous substances in the product according to RoHS guidelines are chemically ligated in such a way that they do not escape in a period of 50 years (number in EUP-Label) under normal environmental conditions.

GOST-R (ГОСТ - Государственный Стандарт)

Importing goods into the Russian Federation requires the certification by the Federal Agency for Technical Regulation and Metrology which verifies product compliance with the Russian requirements, standards and quality standards.


CE-designation

The CE marking indicates the conformity of a product with harmonized EU standard and therein defined requirements.

EMC of devices has gained more significance since the publication of the law on electromagnetic compatibility. The devices have to be made in such a way that:

- The generation of electromagnetic interferences is limited to the extent that a proper operation of these devices is possible.
- The devices have an adequate stability against electromagnetic interferences in order that a proper operation is possible.

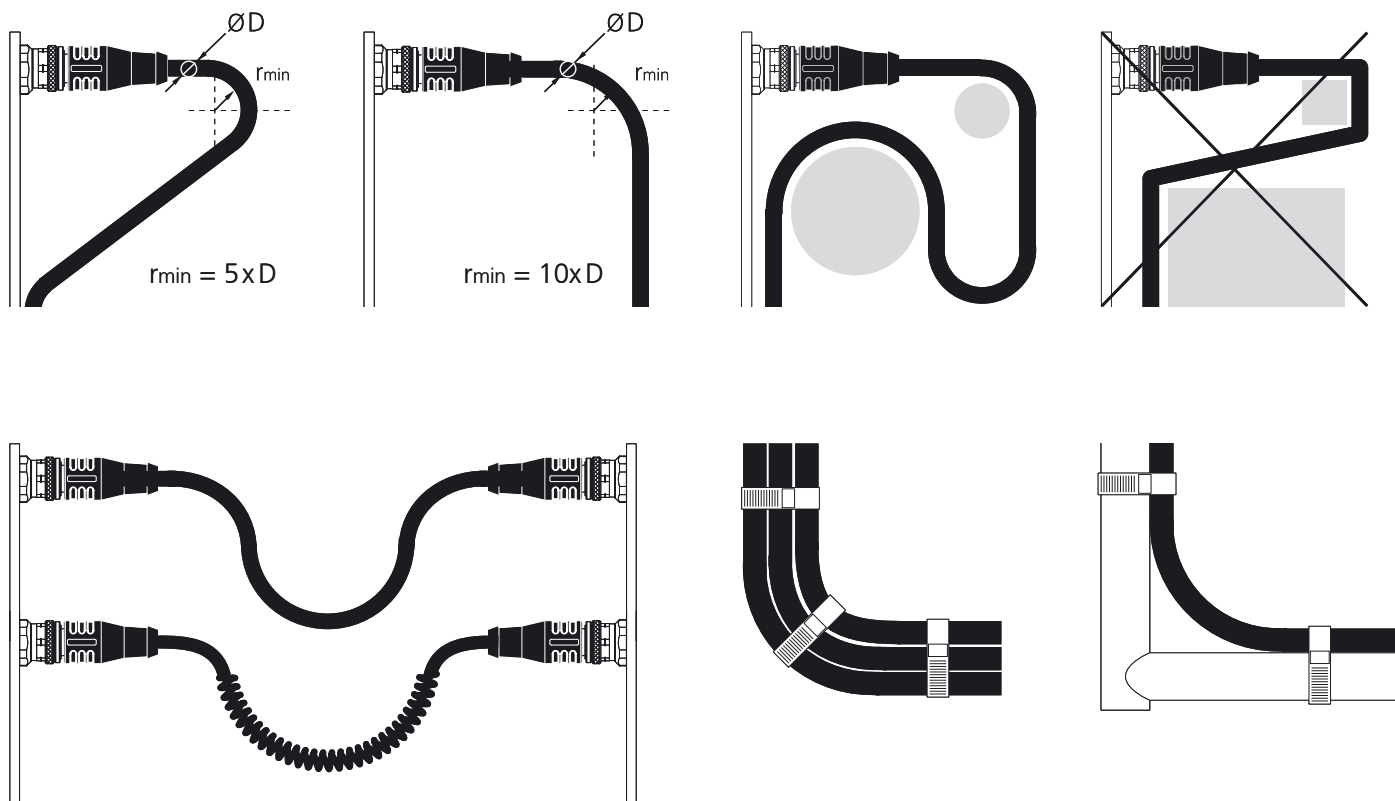
The ESCHA two-shell-shielding concept comprises an equipotential surface through two interconnected metal shells encapsulating the round connector at 360°. The shield braid of the molded cable is crimped all around on the shield sleeve. A twofold-overmold provides for 360°-shielding even at high mechanical stresses, dust- and waterproof at high pressure- and steam jet cleaning according to IP67 and IP69.



The correct installation of the round connector and a professional wiring are the precondition for properties of a relevantly tight and reliable electrical connection guaranteed by the manufacturer. In order to avoid damage to a round connector and cable, the minimum bending radius of the cable (r_{min}) is to be observed during the wiring.

Data lines are high-performance products. Avoid any mechanical influences like squeezing, edgy snapping and tractive forces during mounting and operating to ensure a permanent and safe data transmission. Be careful while mounting at sub-zero temperatures, as plastics boast different features at low temperatures and the end product might be damaged. When using cable ties for cable bundling or permanent wiring, the ties must not cut into or deform the cable to avoid short circuits, cable interruptions or a reduction of the dielectric strength.

In case of double-ended cordsets, sufficient cable length between the connections should be observed in order to absorb the generated energy during movement. The use of cable loops, spiral lines or cable chains guarantees a high life cycle of the round connector system.



Recommended tightening torque

The use of a torque application tool is recommended for tightening and loosening of round connectors. The recommendations base on internal tests and cover a majority of applications and product combinations. Due to the design variety of products available on the market, specifications have to be checked in individual cases.

Recommended tightening torque according to IEC 61076-2 test requirements

Round connectors	M12x1	1.0Nm
	M8x1	0.6Nm
Receptacles	M12x1	2.0Nm
	M8x1	1.5Nm
Valve connectors	VA	1.0Nm
	VB VBI	1.0Nm
	VC VCI	0.6Nm

Pinout M12x1 | A

Sensor/actuator: BL | AL | FB | HT



Pins	Coding	Contact												
		1	2	3	4	5	6	7	8	9	10	11	12	
3	A	BN		BU	BK									
4	A	BN	WH	BU	BK									
4+PE	A	BN	WH	BU	BK	GN/YE								
5	A	BN	WH	BU	BK	GY								
8	A	WH	BN	GN	YE	GY	PK	BU	RD					
12	A	BN	BU	WH	GN	PK	YE	BK	GY	RD	VT	GY/PK	RD/BU	

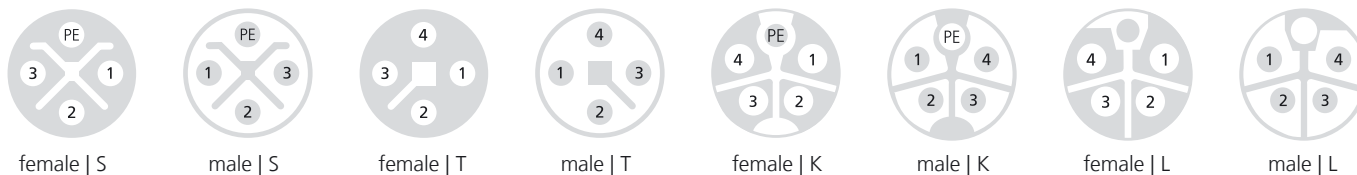
Pinout M8x1/Ø8mm snap

Sensor/actuator: AL | FB | HT



Pins	Contact											
	1	2	3	4	5							
3	BN		BU	BK								
4	BN	WH	BU	BK								
5	BN	WH	BU	BK	GY							

Pinout M12x1 POWER
PS | PT | PK | PL

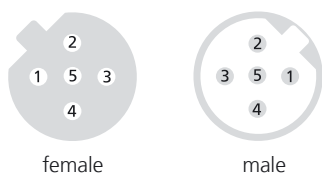


		Contact										
Pins	Coding	Allocation code	1	2	3	4	5					
2+PE	S	3.002	BN		BU	GN/YE						
2+PE	S	3.031	BK		BK	GN/YE						
3+PE	S	4.155	BN	BK	GY	GN/YE						
3+PE	S	4.165	BK	BK	BK	GN/YE						
4	T		BN	WH	BU	BK						
4+PE	K	5.244	BK	BN	GY	BU	GN/YE					
4	L	4	BN	WH	BU	BK						



Pinout Industrial Ethernet

				Contact							
Type	Pins	Coding	Allocation code	1	2	3	4	5	6	7	8
M8x1	4		4.027	WH/OG	WH/BU	BU	OG				
M12x1	4	D	4.029	YE	WH	OG	BU				
M12x1	4	D	4.082	WH/OG	WH/BU	OG	BU				
M12x1	8	X	8.066	WH(OG)	OG	WH(GN)	GN	WH(BN)	BN	WH(BU)	BU
RJ45	4		4.003	YE	OG	WH			BU		
RJ45	4		8.005	WH(OG)	OG	WH(BU)			BU		
RJ45	8		8.002	WH(OG)	OG	WH(GN)	BU	WH(BU)	GN	WH(BN)	BN



Pinout Profibus

				Contact							
Type	Pins	Coding	Allocation code	1	2	3	4	5			
M12x1	5	B	2.012		GN		RD				

Pinout CANopen/DeviceNet




				Contact							
Type	Pins	Coding	Allocation code	1	2	3	4	5			
M12x1	4+GND	A	5.022		RD	BK	WH	BU			
				GND	+	-	CAN_H	CAN_L			

Pinout Valve connector




			Contact							
Type	Allocation code		1	2	3 PE	PE				
A	21	2 contacts + PE	BN	BU		GN/YE				
A	22	2 contacts + PE jumpered	BN	BU		GN/YE				
A	41	3 contacts + PE + wire connection	BN	WH	BK	GN/YE				
B BI	21	2 contacts + PE	BN	BU		GN/YE				
C CI	21	2 contacts + PE	BN	BU		GN/YE				
C CI	22	2 contacts + PE jumpered	BN	BU		GN/YE				

Pinout M23x1



		Contacts																		
		1	2	3	4	5	6	7	8	9	10	11	12	13	14	15	16	17	18	19
12.001	WH	GN	YE	GY							BU	BN	GN/YE							
12.003	WH	GN	YE	GY	PK	RD	BK	VT			BU	BN	GN/YE							
19.001			GY	RD/BU	GN	BU	GY/PK					WH/GN		BN/GN	WH	YE				BN
19.003	VT	RD	GY	RD/BU	GN	BU	GY/PK	WH/GN	WH/YE	WH/GY	BK	GN/YE	YE/BN	BN/GN	WH	YE	PK	GY/BN		BN

Allocation I/O-junctions M12x1



M12x1, female

M23x1, male

M12x1																			
I/O	1		2		3		4		5		6		7		8		all	all	all
I/O_Pin	2	4	2	4	2	4	2	4	2	4	2	4	2	4	2	4	1	3	5
M23_12 pins	-	1	-	2	-	3	-	4	-	5	-	6	-	7	-	8	11	9+10	12
M23_19 pins	7	15	4	5	8	16	14	3	9	17	13	2	10	11	18	1	19	6	12
Cable	GY/PK	WH	RD/BU	GN	WH/GN	YE	BN/GN	GY	WH/YE	PK	YE/BN	RD	WH/GY	BK	GY/BN	VT	BN (+)	BU (-)	GN/YE

Allocation I/O-junctions M8x1/Ø8mm snap



M8x1/Ø8mm snap, female

M12x1, male

M8x1/Ø8mm snap																				
I/O	1		2		3		4		5		6		7		8		9	10	all	
I/O_contacts	4	2	4	2	4	2	4	2	4	2	4	2	4	2	4	2	4	4	1	3
M12_12 pins (I/O 3 pins)	3	-	4	-	6	-	8	-	5	-	9	-	7	-	10	-	11	12	1	2
M12_12 pins (I/O 4 pins)	3	5	4	9	6	7	8	10	-	-	-	-	-	-	-	-	11	12	1	2
M12_8 pins	1	-	2	-	3	-	4	-	-	-	-	-	-	-	-	-	-	-	5	7
Cable	WH	GY/PK	GN	RD/BU	YE	WH/GN	GY	BN/GN	PK	WH/YE	RD	YE/BN	BK	WH/GY	VT	GY/BN	WH/PK	BN/PK	BN (+)	BU (-)

			
	AR AUMECON S.A. Acassuso 4768, 1605 Munro/Buenos Aires	+54 11 47561251	aumecon.com.ar
	AT ESCHA GmbH & Co. KG Office Austria	+43 664 3072340	escha.net
	AU Colterlec Pty Ltd Unit 2, 106 Beaconsfield Street, Silverwater NSW 2128	+61 1300 656 090	colterlec.com.au
	BA Tipteh d.o.o. Sarajevo Ulica Branilaca Sipa 21c, 71000 Sarajevo	+387 61 923623	tipteh.ba
	BE forTop automation & energy control bvba Guido Gezellestraat 126, GG126 Business Center 0.10, 1654 Huizingen	+32 2 3314116	fortop.be
	CH Omni Ray AG Im Schörl 5, 8600 Dübendorf	+41 44 802 28 80	omniray.ch
	CN ESCHA Automation Connectivity (Shanghai) Co., Ltd. 1F South Building, 168 Huancheng Bei Road, Fengpu Industrial Park Fengxian District 201401 Shanghai	+86 21 52968180	escha.net
	DE ESCHA GmbH & Co. KG Elberfelder Str.32, 58553 Halver	+49 2353 708-800	escha.net
	DK Hans Følsgaard AVS Theilgaards Torv 1, 4600 Køge	+45 43 208600	hf.net
	ES ELION S.A. Farell, 5, 08014 Barcelona	+34 9 32982000	elion.es
	FI SARLIN Oy Ab Kaivokselantie 3-5, 01610 Vantaa	+358 10550 4000	sarlin.com
	HR Tipteh Zagreb d.o.o. Ratarska 35, 10000 Zagreb	+385 1 314 1550	tipteh.hr
	IE forTop automation & energy control UK LTD Malvern Hills Science Park, Geraldine Road Malvern, Worcestershire WR14 3SZ UK	+44 1684 585148	fortop.co.uk
	IN Automation Combine B.R. House, 2nd Floor Hennur Main Road, Bangalore 560043	+91 80 2543 5757	automationcombine.in
	IT TKD ITALIA S.R.L. Via Matteotti 37, 40064 Ozzano Dell' Emilia (BO)	+39 051 790 636	tkditalia.it
	MK Tipteh d.o.o. Skopje Ul. Bul.Partizanski Odredi 80 lok 5, 1000 Skopje	+389 2 31 74 197	tipteh.mk
	NL forTop automation & energy control bv Grote Kranerweerd 53, 8064 PE Zwartsluis	+31 38- 337 27 00	fortop.nl
	NO HF DANYKO AS Bark Silas Vei 8, 4876 Grimstad	+47 37 090 940	danyko.no
	PL ESCHA GmbH & Co. KG Office Poland	+48 608 69 07 05	escha.net
	PT BRESIMAR Automacao, S.A. Quinta do Simao EN109 - Esgueira Apartado 3080 3801-101 Aveiro	+351 234 303 320	bresimar.pt
	RS Tipteh d.o.o. Beograd Toplice Milana 14A, 1050 Beograd	+381 11 28 92 250	tipteh.rs
	SE TUFVASSONS AB Märstavägen 20, 193 40 Sigtuna	+46 8-594 809 00	tufvassons.se
	SI Tipteh d.o.o. Ulica Ivana Roba 21, 1000 Ljubljana	+386 1 200 51 50	tipteh.si
	SK MARPEX s.r.o. Sportovcov 672, 01841 Dubnica nad Váhom	+421 42 4426986-87	marpex.sk
	TR Gökhan Elektrik Malzemeleri Sanayi ve Ticaret LTD STI. Perpa Elektrokent is Merkezi A Blok K.8 No.692-694, 34385 Okmeydani /Istanbul	+90 2122213236	gokhanelektrik.com.tr
	UK forTop automation & energy control UK LTD Malvern Hills Science Park, Geraldine Road Malvern, Worcestershire WR14 3SZ UK	+44 1684 585148	fortop.co.uk